

Roman Sterzik  
Sven Stagge

# KeyboardClass®


New keyboard textbooks for school music lessons  
for all general schools of education  
in cooperation with specialist music schools.



*For class ensembles and solo playing*

*Effective teaching methods*

*Practical musical experience from the start*



 **YAMAHA**

# This is KeyboardClass!

- Modern, classroom-orientated teaching methods that can be used for music lessons in all general schools
- Structured, effective instrumental teaching materials for music schools – keyboard functions as an independent musical instrument
- A two-volume collection, each with around 35 chosen pieces and class ensembles for two school years – great stylistic breadth
- Workshops for acquiring practical and theoretical musical competencies – numerous incentives for becoming an independent learner
- Motivational alternatives to previous music lessons or other classroom teaching methods
- Further training for school music teachers and instrumental teachers
- Project management, support for establishing the project at your school

## Selection of motivational Songs

Includes a broad range of popular music (provisional)

### Volume 1

**Uh, la la la** – Eurodance number from the 90s by the Italian singer Alexia  
**Bad moon rising** – 70s rock by John Fogerty, Creedance Clearwater revival  
**Lean on me** – Gospel pop from the 1970s, Bill Withers  
**With a little help from my friends** – Beatles classic  
**Big big world** – Pop ballad, Emilia Rydberg  
**Macarena** – Iconic Latin dance music from the 90s by Spanish Duo Los del Río  
**Hard Rock Blues** – Wind instrument hit from Essential Elements, Hal Leonard publishers  
**Samba Lelê** – Samba hit from Yamaha Teamplay  
**Rondeau** – Baroque classic from Georg Philipp Telemann  
**Charlie Brown** – Top ten hit from the late 1960s, The Coasters  
**Annie's Song** – Pop/Country number from the 1970s by singer-songwriter John Denver  
**Morgenstimmung** – Programme music theme from the Peer Gynt Suite by Edvard Grieg  
**Bye bye love** – 1950s Rockabilly-Evergreen, Everly Brothers  
**If I were a boy** – Smash hit ballad from the American R'n'B singer, Giselle Beyonce  
**My heart will go on** – Love song from the film Titanic, James Horner  
**Fable** – Modern pop/House music by Robert Miles  
and many more...

### Volume 2

**We will rock you** – Renowned hit from the heroes of rock, Queen  
**Dreamer** – Heavy metal ballad from a former member of Black Sabbath, Ozzy Osbourne  
**Say it right** – Pop/R'n'B number by Nelly Furtado  
**Mad world** – Chill out song from the 1980s by New Wave Sounds, cover of Tears for Fears by Gary Jules  
**Clocks** – Influential hit from the heroes of modern British pop, Coldplay  
**Pirates of the Carribean** – Film music with long running success by Klaus Badelt  
**Only Time** – 11th of September song by Enya  
**Drei Nuesse für Aschenbroedel** – Dreamy film music from the well-known fairytale  
**Me and Bobby McGee** – Country-Evergreen by Kris Kristofferson and Fred Luther Foster  
and more motivational songs like  
**Mädchen gegen Jungs** (Rap from Bibi und Tina), **Cocaine** (Eric Clapton), **Shake it off** (Taylor Swift),  
**Tequila** (The Champs), **Will you be there** (Michael Jackson), **You can leave your hat on** (Joe Cocker),  
**Fields of gold** (Sting), **Supergirl** (Anna Naklab und Raemonn), **Raiders March** (Indiana Jones) uvm.  
and many more...

# Solo Arrangements

The textbook includes around 35 pieces tailored to students' capabilities.



- Voice Play
- Style Play
- Split Play
- Keyboard Percussion

The solo arrangements are arranged using standard keyboard variations.

**Voice Play:** entire keyboard without sub-division, a sound for both hands

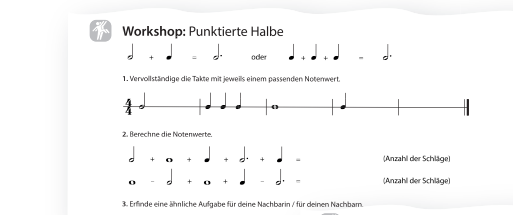
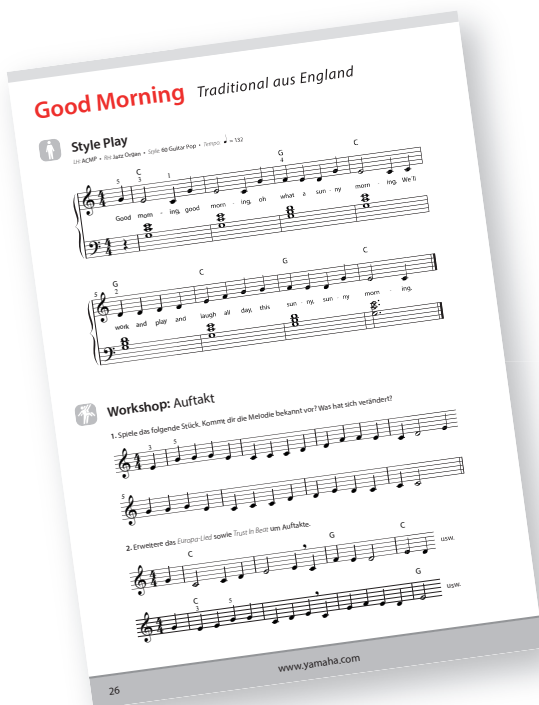
**Split Play:** split keyboard, different instruments, e.g. vibes and double bass

**Style Play:** make music with the latest features e.g. *Artificial Intelligence Fingered™*

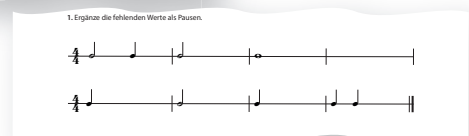
**Keyboard Percussion:** live keyboard drumming

# Workshops

Allow students to learn about and practise musical parameters and peculiarities.



Consolidate and preserve knowledge  
Apply music theory practically



# Double page Overview

Melodies from the textbook *Essential Elements*, can be played together with Yamaha *ClassBand*

Registration, rhythmic style and recommended tempo

Arrangements for solo playing

## Skip To My Lou *Traditional*





### Style Play

LH: ACMP • RH: Harmonica • Style: Country Pop • Tempo: ♩ = 150 • CD-Track: 18/19

#### Intro



#### Verse



Style play of solo arrangements

Song lyrics to sing along and develop rhythm and phrasing



### Workshop: Rhythm Variation

Workshops to encourage creativity and apply music theory

1. Which verse best fits the rhythm of the melody? Add the correct lyrics to the piece above.

2. How would you change the melody to fit the lyrics?  
Have a go and note down the fitting rhythms for each verse.



The solo arrangements and ensembles are recorded on separate tracks on the provided Audio CD – use as a backing track or learning aid

There is registration software for every KeyboardClass song to make the instrument easier to operate

Accompanying voices for teachers or advanced students



Arrangements  
for playing ensembles  
as a class

Use standard keyboard  
features such as Pitch Bend  
or Modulation Wheel



**Klassenensemble**

**Verse**

5/9 C G 1. 2. C

Fiddle

Steel Guitar

Mandoline

E-Bass

HH SD BD

Steel Guitar

Banjo

Accompanying voices  
with sophisticated levels  
of difficulty

Voice for  
Keyboard Percussions  
– practise timing, play typical  
stylistic patterns, systematically  
prepare coordinated playing  
for performance as a soloist  
(didactical reduction)

The class ensembles make it  
possible to combine lots of  
keyboards as well as other musi-  
cal instruments

Huge stylistic variety with a large  
selection of popular music suitab-  
le for the instrument

Auditory learning of phra-  
sing and articulation using  
the Audio-CD



**Vokabeln**

skip	hüpfen	shoo	husch	cream jar	Sahneschüssel
lou	Liebe (abgeleitet aus dem Schottischen)	pretty	hübsch	off to texas	auf nach Texas
		jay bird	Eichelhäher	two by two	paarweise

Vocabulary help  
with foreign lyrics

# Class Ensembles

Learn about styles and instruments e.g. samba or dance music

**Klassensemble Samba Lele**

Mehrere Stimmen für Klavierinstrumente (Mehrfach, 60er Gitarre, E-Bass, Apopt, Shaker, HI, HI, Right Piano) und Chorgesang.

**Workshop: Akkorde C7 und Bb**

3. Yamaha KeyboardClass

**Klassensemble Fable**

Ab-Choir, Analog Bass, HH BD, Synth Strings.

Melodie für Zwischenteil

# Teacher's guide

The teacher's guide provides advice and factual information about every piece as well as valuable chapters outlining the basic methods and keyboard operation, and further playing and lesson material, e.g. workshops for superordinate topics like pitch bend, DJing and improvisation.

**3.4 Moldau On Four – Friedrich Smetana**

**3.37 If I Were A Boy – Beyoncé**

Hintergrundinformationen, Erarbeitungshinweise, Solo-Arrangement, Aufgaben / Weiterführende Hinweise.

36 | 102 | www.keyboardclass.de

## Setting up the instrument



In the classroom, students should sit two to a keyboard to enable partner and class ensemble playing.

The musicians can take on a certain musical part as they would in an orchestra or band, e.g. left part of the keyboard for bass / right part for melody, Bass/Percussion or Melody/Ensemble voice depending on the arrangement.

Playing two to an instrument makes subtle internal adjustments possible.

For playing at home, the students must use their own instruments.



**YAMAHA FC4**  
Piano foot pedal



**YAMAHA Stagepas 400i**  
Portable PA-system with mixer

## The KeyboardClass Instruments



Student Keyboard **YAMAHA PSR-E453**

Yamaha dealers offer special school discounts.  
Contact us for more information (see back page).



Teacher Keyboard **YAMAHA PSR-S970**

## The KeyboardClass-Team

**Roman Sterzik,**  
Keyboarder and  
Music School director  
from Nuremberg



**Sven Stagge,**  
School Musician  
from Hannover



# Reasons to use Yamaha KeyboardClass

- **Varied and inspirational repertoire** –  
for schools and music schools
- **Pre-prepared, teacher-friendly lesson material** –  
more time for practising!
- **Play and Learn** – consolidate your knowledge  
with additional instrumental lessons
- **Detailed rehearsal plans** –  
use short rehearsal time efficiently

## Order Information for Yamaha KeyboardClass

The provided Audio-CD includes complete solo arrangements and class ensembles recorded by a studio band or ensemble.



### **Student's Book · Vol.1**

– German Version –  
ISBN 978-3-9816534-0-3

Song arrangements for one year, class ensembles, workshops, song lyrics, registrations. Audio CD included.

### **Teacher's Book · Vol.1**

– German Version –  
ISBN 978-3-9816534-1-0

Lesson guidelines, factual information, basic methods, operating the keyboard, lesson material.



### **Student's Book · Vol.2**

– German Version –  
ISBN 978-3-9816534-2-7 Release  
Date: Autumn/Winter 2016

Song arrangements for one year, class ensembles, workshops, song lyrics, registrations. Audio CD included.

### **Teacher's Book · Vol.2**

– German Version –  
ISBN 978-3-9816534-3-4 Release  
Date: Winter 2016/17

Lesson guidelines, factual information, basic methods, operating the keyboard, lesson material.

Contact us for more information / sheet music orders:

#### **Gernot Breitschuh**

Yamaha Music Education Germany

Fon +49 04101 – 303 444

Mobil +49 172 457 77 71

E-Mail [gernot.breitschuh@music.yamaha.com](mailto:gernot.breitschuh@music.yamaha.com)

Web [www.keyboardclass.de](http://www.keyboardclass.de)

#### **Jürgen Ehrenhöfer / Monika Hlavacs**

Yamaha Music Education Austria

Fon +43 1 602 039 020

Mobil +43 699 141 323 13

E-Mail [juergen.ehrenhoefer@music.yamaha.com](mailto:juergen.ehrenhoefer@music.yamaha.com)

Web [www.keyboardclass.at](http://www.keyboardclass.at)