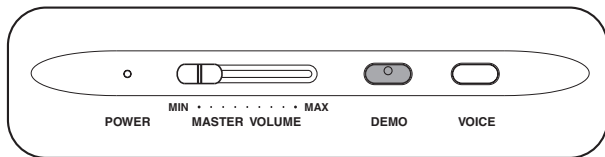
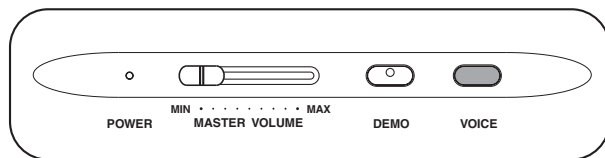


P-60 Quick Operation Guide

While holding down the [DEMO] or [VOICE] button, press the highlighted keys shown below to select voice demos etc, or set parameters.



Preset Song Tempo												Voice Demo												Preset Song												Preset Song Tempo			
[Key 0-9]												[Key C1-C7]												[Key C2-C7]												[Key F6-C7]			
[Key C0-B0]												[Key C1-B1]												[Key C2-C7]												[Key F6-C7]			
[Key A#-1, A-1, B-1]												[Key C#0, D#0, D0, E0, F#0, G#0, A#0, A0, B0]												[Key C#2, D#2, D2, E2, F#2, G#2, A#2, A2, B2]												[Key F#6, G#6, A#6, A6, B6]			
[Key C#0, D#0, D0, E0, F#0, G#0, A#0, A0, B0]												[Key C#1, D#1, D1, E1, F#1, G#1, A#1, A1, B1]												[Key C#3, D#3, D3, E3, F#3, G#3, A#3, A3, B3]												[Key C#5, D#5, D5, E5, F#5, G#5, A#5, A5, B5]			
[Key C#0, D#0, D0, E0, F#0, G#0, A#0, A0, B0]												[Key C#1, D#1, D1, E1, F#1, G#1, A#1, A1, B1]												[Key C#4, D#4, D4, E4, F#4, G#4, A#4, A4, B4]												[Key C#6, D#6, D6, E6, F#6, G#6, A#6, A6, B6]			
[Key C#0, D#0, D0, E0, F#0, G#0, A#0, A0, B0]												[Key C#1, D#1, D1, E1, F#1, G#1, A#1, A1, B1]												[Key C#5, D#5, D5, E5, F#5, G#5, A#5, A5, B5]												[Key C#6, D#6, D6, E6, F#6, G#6, A#6, A6, B6]			
[Key C#0, D#0, D0, E0, F#0, G#0, A#0, A0, B0]												[Key C#1, D#1, D1, E1, F#1, G#1, A#1, A1, B1]												[Key C#6, D#6, D6, E6, F#6, G#6, A#6, A6, B6]												[Key C#7]			

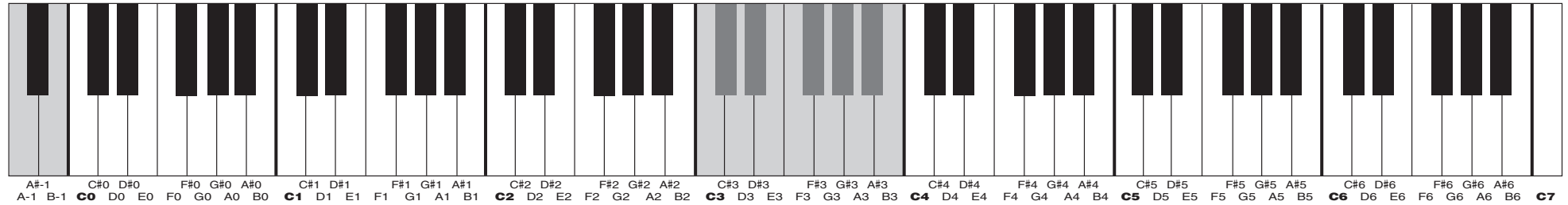


Voice (including the dual voice)												Reverb Type				Reverb Depth								Dual Octave Setting				Dual Balance			
[Key C1-C7]												[Key C2-C7]				[Key C3-C7]								[Key C5-C7]				[Key C6-C7]			
[Key C1-B1]												[Key C2-E2]				[Key C3-B3]								[Key C5-E5]				[Key C6-B6]			
[Key C#1, D#1, D1, E1, F#1, G#1, A#1, A1, B1]												[Key C#2, D#2, D2, E2, F#2, G#2, A#2, A2, B2]				[Key C#3, D#3, D3, E3, F#3, G#3, A#3, A3, B3]								[Key C#5, D#5, D5, E5, F#5, G#5, A#5, A5, B5]				[Key C#6, D#6, D6, E6, F#6, G#6, A#6, A6, B6]			
[Key C#1, D#1, D1, E1, F#1, G#1, A#1, A1, B1]												[Key C#2, D#2, D2, E2, F#2, G#2, A#2, A2, B2]				[Key C#3, D#3, D3, E3, F#3, G#3, A#3, A3, B3]								[Key C#5, D#5, D5, E5, F#5, G#5, A#5, A5, B5]				[Key C#6, D#6, D6, E6, F#6, G#6, A#6, A6, B6]			
[Key C#1, D#1, D1, E1, F#1, G#1, A#1, A1, B1]												[Key C#2, D#2, D2, E2, F#2, G#2, A#2, A2, B2]				[Key C#3, D#3, D3, E3, F#3, G#3, A#3, A3, B3]								[Key C#5, D#5, D5, E5, F#5, G#5, A#5, A5, B5]				[Key C#6, D#6, D6, E6, F#6, G#6, A#6, A6, B6]			
[Key C#1, D#1, D1, E1, F#1, G#1, A#1, A1, B1]												[Key C#2, D#2, D2, E2, F#2, G#2, A#2, A2, B2]				[Key C#3, D#3, D3, E3, F#3, G#3, A#3, A3, B3]								[Key C#5, D#5, D5, E5, F#5, G#5, A#5, A5, B5]				[Key C#6, D#6, D6, E6, F#6, G#6, A#6, A6, B6]			
[Key C#1, D#1, D1, E1, F#1, G#1, A#1, A1, B1]												[Key C#2, D#2, D2, E2, F#2, G#2, A#2, A2, B2]				[Key C#3, D#3, D3, E3, F#3, G#3, A#3, A3, B3]								[Key C#5, D#5, D5, E5, F#5, G#5, A#5, A5, B5]				[Key C#6, D#6, D6, E6, F#6, G#6, A#6, A6, B6]			

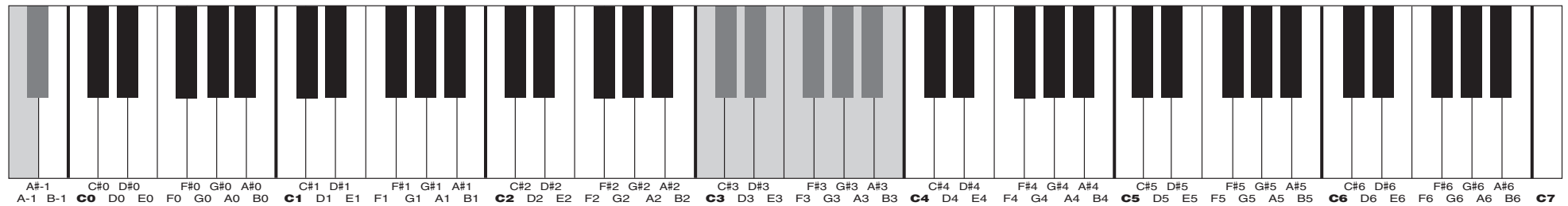
P-60 Quick Operation Guide

While holding down the highlighted leftmost keys shown below, press the other highlighted keys to set the various parameters.

Tune Up: in about 0.2Hz steps (Press any highlighted key)



Tune Down: in about 0.2Hz steps (Press any highlighted key)



Standard pitch : 440.0 Hz (Press any highlighted key)

