





**DE**  







---



# SONG BOOK


























## PSR-E283
















## YPT-280






Song-Buch

# Inhalt

Song No.		Kategorie / Titel	Komponist	Seite
<b>TRADITIONAL</b>				
004		Frère Jacques	Traditional	6
005		Der Froschgesang	Traditional	6
006		Aura Lee	Traditional	6
007		London Bridge	Traditional	7
008		Sur le pont d'Avignon	Traditional	7
009		Old MacDonald Had a Farm	Traditional	8
010		Nedelka	Traditional	9
011		Sippin' Cider Through a Straw	Traditional	9
012		Bury Me Not on the Lone Prairie	Traditional	10
013		If You're Happy and You Know It	Traditional	11
014		Greensleeves	Traditional	11
015		Kalinka	Traditional	12
016		Holdilia Cook	Traditional	13
017		Red River Valley	Traditional	13
<b>FAVORITE</b>				
018		Aloha Oe	Q. Liliuokalani	14
019		Old Folks at Home	S. C. Foster	15
020		Santa Lucia	A. Longo	15
021		Beautiful Dreamer	S. C. Foster	16
022		Ring de Banjo	S. C. Foster	17
023		Funiculi Funicula	L. Denza	18
024		Largo (from the New World)	A. Dvořák	20
025		Brahms' Lullaby	J. Brahms	21
026		Liebesträume Nr. 3	F. Liszt	22
027		Pomp and Circumstance	E. Elgar	23
028		Chanson du Toreador	G. Bizet	24
029		Jupiter, the Bringer of Jollity	G. Holst	24
030		The Polovetsian Dances	A. Borodin	25
031		Die Moldau	B. Smetana	26
032		Salut d'Amour op. 12	E. Elgar	27
033		Humoresques	A. Dvořák	27
034		Symphony No. 9 (from the New World - 4th movement)	A. Dvořák	28
<b>INSTRUMENT MASTER</b>				
035		Sicilienne / Fauré	G. Fauré	29
036		Swan Lake	P. I. Tchaikovsky	29
037		Grand March (Aida)	G. Verdi	30
038		Serenade for Strings in C major, op. 48	P. I. Tchaikovsky	30
039		Pizzicato Polka	J. Strauss II	31

Song No.		Kategorie / Titel	Komponist	Seite
040		Romance de Amor	Traditional	31
041		Menuett BWV Anh. 114	J. S. Bach	32
042		Ave Verum Corpus	W. A. Mozart	34
<b>DUET</b>				
043		Ten Little Indians	Traditional	36
044		The Cuckoo	Traditional	37
045		Close Your Hands, Open Your Hands	J. J. Rousseau	39
046		O du lieber Augustin	Traditional	40
047		We Wish You a Merry Christmas	Traditional	42
048		London Bridge	Traditional	44
049		Scarborough Fair	Traditional	45
050		Twinkle Twinkle Little Star	Traditional	48
051		Im Mai	Traditional	49
052		O Christmas Tree	Traditional	50
053		Pop Goes the Weasel	Traditional	52
054		Mary Had a Little Lamb	Traditional	54
055		Row Row Row Your Boat	Traditional	56
056		On Top of Old Smoky	Traditional	57
<b>FAVORITE WITH STYLE</b>				
057		Amazing Grace	Traditional	60
058		Oh! Susanna	S. C. Foster	61
059		Joy to the World	G. F. Händel	62
060		Little Brown Jug	Traditional	62
061		Yankee Doodle	Traditional	63
062		My Darling Clementine	Traditional	64
063		Auld Lang Syne	Traditional	65
064		My Bonnie	Traditional	66
065		When the Saints Go Marching In	Traditional	67
066		The Danube Waves	I. Ivanovici	68
067		Battle Hymn of the Republic	Traditional	69
068		I've Been Working on the Railroad	Traditional	70
069		Grandfather's Clock	H. C. Work	71
070		Bill Bailey (Won't You Please Come Home)	H. Cannon	72
071		Down by the Riverside	Traditional	73
072		Camptown Races	S. C. Foster	74
073		When Irish Eyes Are Smiling	E. R. Ball	75

Song No.	Kategorie / Titel	Komponist	Seite
074	Ave Maria	F. Schubert	76
075	American Patrol	F. W. Meacham	77
076	Valse Des Fleurs (From "The Nutcracker")	P. I. Tchaikovsky	78
077	Frühlingsstimmen	J. Strauss II	80
<b>PIANO REPERTOIRE</b>			
078	Wenn ich ein Vöglein wär	Traditional	82
079	Die Lorelei	F. Silcher	83
080	Home Sweet Home	H. R. Bishop	84
081	Scarborough Fair	Traditional	85
082	My Old Kentucky Home	S. C. Foster	87
083	 Loch Lomond	Traditional	88
084	 Silent Night	F. Gruber	89
085	Deck the Halls	Traditional	90
086	O Christmas Tree	Traditional	91
087	Sonata Pathétique 2nd Adagio Cantabile	L. v. Beethoven	92
088	Ave Maria / J. S. Bach - Gounod	J. S. Bach / C. F. Gounod	93
089	 Jesus bleibet meine Freude	J. S. Bach	94
090	Prelude op. 28-15 "Raindrop"	F. Chopin	95
091	Nocturne op. 9-2	F. Chopin	96
092	Etude op. 10-3 "Chanson de l'adieu"	F. Chopin	98
093	Romanze (Serenade K. 525)	W. A. Mozart	99
094	Arabesque	J. F. Burgmüller	100
095	La Chevaleresque	J. F. Burgmüller	101
096	Für Elise	L. v. Beethoven	103
097	Turkish March	W. A. Mozart	105
098	24 Preludes op. 28-7	F. Chopin	109
099	Annie Laurie	Traditional	110
100	Jeanie with the Light Brown Hair	S. C. Foster	111

Song No.	Kategorie / Titel	Seite
<b>SPECIAL APPENDIX</b>		
101-110	Rhythm Tutor 01-10	112
111-122	Chord Study 01-12	113-121

**• Versuchen Sie, zu laufenden Songs mittels der Smart-Chord-Funktion Styles abzuspielen!**



Zu Songs mit diesem Symbol können Sie mittels der Smart-Chord-Funktion gleichzeitig Styles spielen.  
 Probieren Sie die Smart-Chord-Funktion aus, mit der Sie Styles mit einem einzigen Finger abspielen können.

- Für die Demo-Songs sind keine Noten verfügbar (Songs Nrn. 001 – 003).
- Teile der Partitur können von der Originalversion abweichen.
- Um die Übung so leicht wie möglich zu machen, wurden die Taktbezeichnungen und Metronomangaben in der Partitur teilweise verändert.
- Die Akkord-Namen, die in einer einfach zu spielenden Weise angeordnet sind, erscheinen mit einer Smart-Chord-Funktion in der Partitur. Deshalb können die Akkorde von den im Originalstück verwendeten Akkorden bzw. von den Akkorden eines gespeicherten Stücks abweichen.
- Mit einem Sternzeichen (★) gekennzeichnete Akkorde sind als Umkehrung dargestellt.
- (*onC*) und weitere Angaben im Bassschlüssel der Partitur werden auf dem Instrumentendisplay nicht angezeigt.
- Die Lieder 043 bis 056 sind Duette, d. h. sie sind für zwei Spieler vorgesehen.

## A

alla turca : Mit türkischem Spielgefühl  
 allargando : Allmählich langsamer und lauter  
 assai : Sehr

## C

cantabile : Sanglich  
 comodo : Entspannt  
 con affetto : Lieblich  
 con moto : Bewegt

## D

dolce : Süß

## E

espress. (espressivo) : Mit Ausdruck

## G

grazioso : Elegant

## I

in tempo : Striktes Tempo

## L

leggiero : Leicht

## M

ma non troppo : Aber nicht zu sehr  
 maestoso : Majestätisch  
 marcato : Jede Note deutlich spielen  
 marziale : Mit Marsch-Spielgefühl  
 meno mosso : Weniger Bewegung  
 molto : Mehr

## N

non agitato : Ruhig  
 non troppo : Nicht zu sehr

## P

poco : Ein wenig  
 poco a poco : Nach und nach  
 poco moto : Mit etwas mehr Bewegung  
 polka : Polka (schneller 2/4-Takt)

## R

rall. / rallent. (rallentando) : Allmählich langsamer  
 religioso : Andächtig, mit Hingabe  
 risoluto : Resolut, mit Überzeugung

## S


scherzando : Spielerisch  
 smorz. (smorzando) : Allmählich langsamer und leiser  
 sostenuto : Noten aushalten  
 sub. (subito) : Plötzlich

Song No. 004  
Tempo ♩=94

# Frère Jacques

Melody Voice  
Celesta

 : Smart Chord




Musical score for Frère Jacques. The score is in 4/12 time and consists of two staves. The first staff starts at measure 4/12 and ends at measure 8/16. The second staff starts at measure 8/16 and ends at measure 16. The melody is written in treble clef with a common time signature. Chords are indicated above the notes: C, G7, C, G7, C, G7, C, G7, C. The tempo is marked as *gva sempre*. Fingerings are indicated with numbers 1, 3, and 4.

Song No. 005  
Tempo ♩=120

# Der Froschgesang

Melody Voice  
Square Lead 2

 : Smart Chord




Musical score for Der Froschgesang. The score is in 5/17 time and consists of two staves. The first staff starts at measure 5/17 and ends at measure 9/21. The second staff starts at measure 9/21 and ends at measure 16. The melody is written in treble clef with a common time signature. Chords are indicated above the notes: C, F, C, G7, C. The tempo is marked as *gva sempre*. Fingerings are indicated with numbers 1, 3, and 4. The score ends with a double bar line, a repeat sign, and the markings *Fine* and *D.C.*

Song No. 006  
Tempo ♩=88

# Aura Lee

Melody Voice  
Soprano Sax

 : Smart Chord




Musical score for Aura Lee. The score is in 3/19 time and consists of four staves. The first staff starts at measure 3/19 and ends at measure 7/23. The second staff starts at measure 7/23 and ends at measure 11/27. The third staff starts at measure 11/27 and ends at measure 16/32. The fourth staff starts at measure 16/32 and ends at measure 32. The melody is written in treble clef with a key signature of one sharp (F#). Chords are indicated above the notes: G, C, D7, G, G, C, D7, G, Em, C, G, C, D7, G. The tempo is marked as *gva sempre*. Fingerings are indicated with numbers 1, 3, and 4. The score ends with a double bar line, a repeat sign, and two endings.

Song No. 007  
Tempo ♩ = 110

# London Bridge

Melody Voice  
Accordion

 : Smart Chord




Musical score for "London Bridge" in C major, 4/4 time. The score consists of two systems of music. The first system starts at measure 6 (6/10/19/23) and features a melody with chords C, G7, and C. The second system starts at measure 9 (9/22) and features a melody with chords G7, C, G7, and C. The score includes fingerings (1, 2, 3, 4, 5) and a repeat sign with first and second endings.

Song No. 008  
Tempo ♩ = 112

# Sur le pont d'Avignon

Melody Voice  
Accordion

 : Smart Chord



Musical score for "Sur le pont d'Avignon" in F major, 2/4 time. The score consists of three systems of music. The first system starts at measure 5 (5/17) and features a melody with chords F and C7. The second system starts at measure 9 (9/21) and features a melody with chords F, C7, F, C7, and F. The third system starts at measure 13 (13) and features a melody with chords F, C7, F, C7, and F. The score includes dynamics (mf, p) and a D.C. (Da Capo) instruction.

Song No. 009  
Tempo ♩=89

# Old MacDonald Had a Farm

Melody Voice

Funky Lead (V1)

Harmonica 1 (V2)

Honky Tonk Piano (V3)

 : Smart Chord

13 / 32 (V1)  
C F C G7 C  


18 / 37 F C G7 C F  


24 / 43 F G7 C F C G7 C  
1. 3  


48 2. Smart Chord Key = SP2 (V2)  
D G D A7 D  


56 (V3)  
D G D A7 D  


62 D G D A7  
1 5 p  
L.H. -----  


68 (V1)  
D G D A7 D  
1 5  
L.H. ....  





Song No. 010  
Tempo ♩=102

# Nedelka

Melody Voice  
Accordion

 : Smart Chord



Musical score for 'Nedelka' in 2/4 time, key of D minor. The score consists of three staves. The first staff starts at measure 4 and includes a first ending. The second staff starts at measure 10/26/42. The third staff starts at measure 16/32/48 and includes a second ending. Chords are indicated above the notes: Dm, Em7, A7, and Dm. Dynamics include *mf*.

Song No. 011  
Tempo ♩=106

# Sippin' Cider Through a Straw

Melody Voice  
Funky Lead

 : Smart Chord



Musical score for 'Sippin' Cider Through a Straw' in 2/4 time, key of C major. The score consists of four staves. The first staff starts at measure 4 and includes a first ending. The second staff starts at measure 8/16/28. The third staff starts at measure 12 and includes a second ending. The fourth staff starts at measure 32. Chords are indicated above the notes: C, G7, F, F#dim, and G7. Dynamics include *mf*.

# Bury Me Not on the Lone Prairie

 : Smart Chord

4 1 2 F 5 1 3

9/17 Gm C7 F 1. 2. 1 2 1

21 F 5 1

25 F 5

29 F Dm 3 1 3

33 Gm C7 F rit.

Song No. 013  
Tempo ♩=120

# If You're Happy and You Know It

Melody Voice  
Fargo

 : Smart Chord



Musical score for 'If You're Happy and You Know It' in 2/10 time. The score consists of two staves. The first staff starts at measure 2/10 and includes the instruction 'staccato'. It features a melody with eighth notes and rests, with fingerings 1, 3, 1, 3, 1, 3, 1, 3. Chords F and C7 are indicated above the staff. The second staff starts at measure 7/15 and includes the instruction 'staccato'. It features a melody with eighth notes and rests, with fingerings 2, 3, 2, 3, 2, 3, 2, 3. Chords B<sup>b</sup>, F, Dm, Gm, C7, and F are indicated above the staff.

Song No. 014  
Tempo ♩=126

# Greensleeves

Melody Voice  
Oboe

Lento Moderato

Musical score for 'Greensleeves' in 6/8 time. The score consists of six staves. The first staff starts at measure 2 and includes the instruction 'p cantabile'. It features a melody with eighth notes and rests, with fingerings 1, 2, 4, 5, 4, 3, 2, 1, 4, 2, 1, 3, 4, 2, 1, 1. The second staff starts at measure 7 and includes the instruction 'p cantabile'. It features a melody with eighth notes and rests, with fingerings 2, 4, 1, 3, 1. The third staff starts at measure 11 and includes the instruction 'mp'. It features a melody with eighth notes and rests, with fingerings 5, 2, 1, 2, 5, 1. The fourth staff starts at measure 15 and includes the instruction 'mp'. It features a melody with eighth notes and rests, with fingerings 5, 1, 2, 1, 3, 1. The fifth staff starts at measure 19 and includes the instruction 'p'. It features a melody with eighth notes and rests, with fingerings 5, 1, 2, 5, 1, 3, 1. The sixth staff starts at measure 23 and includes the instruction 'p'. It features a melody with eighth notes and rests, with fingerings 5, 1, 2, 5, 1, 3, 1.


# Kalinka

 : Smart Chord

8 B7 Em B7

*(D.S. time with repeat)*

14/22/52/60 B7 1. Em 2. Em

to 

28 G D7 G D7 G C

34 D G D7 G D7 G

40 C D C B7

 Coda Em B7 Em B7

62

68/76 B7 1. Em 2. B7 Em

1

Song No. 016  
Tempo ♩=110

# Holdilia Cook

Melody Voice  
Clarinet

 : Smart Chord

Musical score for 'Holdilia Cook' in 3/4 time, key of F major. The score consists of four staves of music. The first staff starts at measure 4/21 and ends at 5/26. The second staff starts at 9/26 and ends at 14/31. The third staff starts at 14/31 and ends at 18/35. The fourth staff starts at 18/35 and ends at 22/35. Chords are indicated above the notes: F, C7, F, F, C7, F, F, C7, F, F, C7, F. Fingerings are indicated with numbers 1-5.

Song No. 017  
Tempo ♩=148

# Red River Valley

Melody Voice  
Harmonica 1

 : Smart Chord

Musical score for 'Red River Valley' in 2/4 time, key of G major. The score consists of four staves of music. The first staff starts at measure 5 and ends at 10/26. The second staff starts at 10/26 and ends at 14/30. The third staff starts at 14/30 and ends at 18/34. The fourth staff starts at 18/34 and ends at 22/34. Chords are indicated above the notes: G, G, D7, G, C, D7, G. Fingerings are indicated with numbers 1-5. A first and second ending are shown at the end of the piece.

# Aloha Oe

 : Smart Chord

4 1 3 5 2 4

9 3 1

13 C F C 2 3

17 F G7 C 4 1

21 F C 2 3 2 1 3 2

25 G7 C 1 2 1 1 1 1 1

29 F C 3

33 G7 C

Song No. 019  
Tempo ♩=90

# Old Folks at Home

Melody Voice  
Harmonica 1

 : Smart Chord

Musical score for 'Old Folks at Home' in 3/4 time, key of B-flat major. The score consists of three staves of music. The first staff starts at measure 3/11 and includes chords F, B<sup>b</sup>, F, C7, and F. The second staff starts at measure 8/16 and includes chords F, B<sup>b</sup>, F, C7, F, C7, and F, with a forte (*f*) dynamic marking. The third staff starts at measure 2/1 and includes chords B<sup>b</sup>, C7, F, B<sup>b</sup>, F, C7, and F, with a mezzo-forte (*mf*) dynamic marking.

Song No. 020  
Tempo ♩=92

# Santa Lucia

Melody Voice  
Nylon Guitar

 : Smart Chord

Andantino

Musical score for 'Santa Lucia' in 3/4 time, key of C major. The score consists of four staves of music. The first staff starts at measure 9/17 and includes chords C and G7. The second staff starts at measure 13/21 and includes chords C, Dm, G7, and C. The third staff starts at measure 25/33 and includes chords C, F, C, and C, with a mezzo-forte (*mf*) dynamic marking. The fourth staff starts at measure 30/38 and includes chords G7, C, G7, and C, with first and second endings indicated by a bracket and repeat signs.

# Beautiful Dreamer

 : Smart Chord



3 5 2 1 3 5 3 5 3 3

*mp*

F Gm C7 F

7 5 3 2 1 3 5 3 5 4 3

F Gm C7 F

11 5 3 4 2 5 3 3

*mf*

C7 F Bdim C7

15 5 3 3 3 3 3 3

*mp*

F Gm C7

18 3 5 1 4 3 3

F Bdim F C7 F

*mf*



# Ring de Banjo

 : Smart Chord



6 *f* F B<sup>b</sup> C7 F

12 B<sup>b</sup> F C7 F

17 B<sup>b</sup> C7 F B<sup>b</sup> F C7

22 F (Flute) B<sup>b</sup> C7

27 F B<sup>b</sup> F C7 F (Flute) F

32 F B<sup>b</sup> C7 F B<sup>b</sup>

37 F C7 F F B<sup>b</sup>

42 C7 F B<sup>b</sup> F C7 F

# Funiculi Funicula

10 *f* 3 4

Musical staff 10-14: Treble clef, key signature of one flat (Bb), 3/8 time signature. Measures 10-14 contain a melodic line starting with a triplet of eighth notes (G4, A4, Bb4) and a quarter note (C5). The first measure is marked with a forte *f* dynamic.

15 *sub. p* *cresc.* simile 3

Musical staff 15-19: Treble clef, key signature of one flat (Bb), 3/8 time signature. Measures 15-19 continue the melodic line. Measure 15 is marked *sub. p* (subito piano) and *cresc.* (crescendo). Measure 16 has a *simile* marking. Measure 17 has a triplet of eighth notes (C5, Bb4, A4).

20 *f* 1 4 5 3 5

Musical staff 20-24: Treble clef, key signature of one flat (Bb), 3/8 time signature. Measures 20-24 continue the melodic line. Measure 20 has a forte *f* dynamic. Measure 21 has a first finger (1) marking. Measure 22 has a fourth finger (4) marking. Measure 23 has a fifth finger (5) marking. Measure 24 has a triplet of eighth notes (G4, A4, Bb4).

25 2 1 4

Musical staff 25-29: Treble clef, key signature of one flat (Bb), 3/8 time signature. Measures 25-29 continue the melodic line. Measure 25 has a second finger (2) marking. Measure 26 has a first finger (1) marking. Measure 27 has a fourth finger (4) marking.

31 4 1 3

Musical staff 31-35: Treble clef, key signature of one flat (Bb), 3/8 time signature. Measures 31-35 continue the melodic line. Measure 31 has a fourth finger (4) marking. Measure 32 has a first finger (1) marking. Measure 33 has a triplet of eighth notes (C5, Bb4, A4). Measure 34 has a rest. Measure 35 has a rest. Below the staff, there are three notes: G4, Bb4, and C5, with the label "Trombone" underneath.

36

Musical staff 36-40: Treble clef, key signature of one flat (Bb), 3/8 time signature. Measures 36-40 continue the melodic line. Measure 36 has a rest. Measure 37 has a rest. Measure 38 has a rest. Measure 39 has a rest. Measure 40 has a rest.

41

Musical staff 41-45: Treble clef, key signature of one flat (Bb), 3/8 time signature. Measures 41-45 continue the melodic line. Measure 41 has a rest. Measure 42 has a rest. Measure 43 has a rest. Measure 44 has a rest. Measure 45 has a rest.

46 3

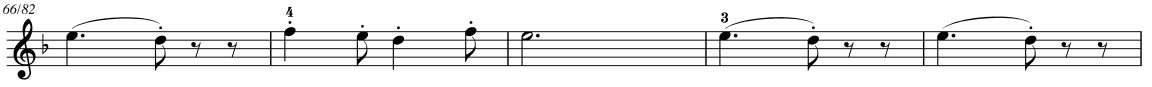
Musical staff 46-50: Treble clef, key signature of one flat (Bb), 3/8 time signature. Measures 46-50 continue the melodic line. Measure 46 has a triplet of eighth notes (G4, A4, Bb4).

51 *Trumpet* 3

Musical staff 51-55: Treble clef, key signature of one flat (Bb), 3/8 time signature. Measures 51-55 continue the melodic line. Measure 51 has a *Trumpet* marking. Measure 52 has a triplet of eighth notes (C5, Bb4, A4).

56

Musical staff 56-60: Treble clef, key signature of one flat (Bb), 3/8 time signature. Measures 56-60 continue the melodic line. Measure 56 has a triplet of eighth notes (G4, A4, Bb4).



# Largo (from the New World)

 : Smart Chord

## Largo




The musical score consists of six staves of music in treble clef, 3/4 time, with a tempo of ♩=72. The key signature has one flat (B-flat). The music is marked "Largo".

- Staff 1 (Measures 9-12):** Chord C (measures 9-10), G7 (measures 11-12). Fingerings: 3, 5, 2.
- Staff 2 (Measures 13-16):** Chord C (measures 13-14), Dm (measure 15), G7 (measure 16), C (measure 17). Fingerings: 3, 2.
- Staff 3 (Measures 17-20):** Chord F (measures 17-18), Em (measures 19-20). Fingerings: 3, 5.
- Staff 4 (Measures 21-24):** Chord F (measures 21-22), Em (measures 23-24). Fingerings: 3.
- Staff 5 (Measures 25-28):** Chord C (measures 25-26), G7 (measures 27-28). Fingerings: 3, 2.
- Staff 6 (Measures 29-32):** Chord C (measures 29-30), Am (measures 31-32), F (measures 33-34), C (measures 35-36). Fingerings: 1, 3, 1, 3, 4, 3.

# Brahms' Lullaby

 : Smart Chord



2 C  
*mp dolce*

8 G7 C F C  
*mf*

13 G7 C F C G7 C  
*mf* *mp*

# Liebesträume Nr. 3

Poco Allegro con affetto

The musical score is written in treble clef with a key signature of one sharp (F#) and a 6/4 time signature. It consists of eight staves of music. The melody voice part is marked with dynamics *mf dolce* and *mf*, and includes performance instructions like *dim.* and *mf*. The strings part is marked *mf* and includes a *dim.* instruction. The score includes various musical notations such as slurs, ties, and fingerings (1, 2, 3, 4). A circled 'V1' is placed above the first staff, and a circled 'V2' is placed above the fifth staff. The piece concludes with a double bar line and repeat dots at the end of the eighth staff.

# Pomp and Circumstance

Maestoso

3 4 2 3  
*mf*

9 2 1

15 4 4  
*f*

21 3

27 1 5  
*allargando*

33 2 2 5  
*a tempo*

39 4 4 4 4 4


Song No. 028  
Tempo ♩=108

# Chanson du Toreador

Melody Voice  
Strings 3

 : Smart Chord

**Risoluto**



2 *f* Fm Adim B<sup>b</sup>m

7 E<sup>b</sup>7 A<sup>b</sup> C7 Fm G<sup>b</sup> C7 Fm

Song No. 029  
Tempo ♩=72

# Jupiter, the Bringer of Jollity

Melody Voice  
Strings 2

 : Smart Chord

**Andante maestoso**



4 *mp* B<sup>b</sup> C7 F B<sup>b</sup> C7 Dm

9 B<sup>b</sup> C7 F B<sup>b</sup> F C7 F

14 C7 F C7 F B<sup>b</sup> Dm B<sup>b</sup> F *mf*

19 Gm C7 B<sup>b</sup> C7 F B<sup>b</sup> C7 *f*

24 Dm B<sup>b</sup> C7 F B<sup>b</sup> C7 *rit.* F



# The Polovetsian Dances

Melody Voice

Oboe (V1)

Strings 2 (V2)

Andantino

11 **(V1)**  
*p*

15

19

23

27 **(V2)**  
*mf*

31

35

39

# Die Moldau

Allegro comodo non agitato

4  
1 2 1  
*mp dolce sf*

9/17  
1.

20  
2.  
1 3 1 1  
*mf sf*

24  
1 3 1 1  
*sf*

29  
*< sf sf sf*

34  
*ff sf sf*

39  
3 3  
*sf*

Song No. 032  
Tempo ♩ = 80

# Salut d'Amour op. 12

Melody Voice  
Strings 1

 : Smart Chord

Andantino

3/19 F Gm C7 F A7 Dm

9/25 Gm C7 F B<sup>b</sup>

15/31 Gm C7 1. F 2. F

Song No. 033  
Tempo ♩ = 98

# Humoresques

Melody Voice  
Strings 3

Grazioso

3/11 *mp*

7/15

19 *meno mosso* *mf* *p*

23 *rit.*

27 *Tempo I* *mp*

31 *rit.*

Song No. 034  
Tempo ♩ = 133

# Symphony No. 9 (from the New World - 4th movement)

Melody Voice  
Trombone 1 (V1)  
Strings 1 (V2)

 : Smart Chord

**(V1)**  
Em marcato  
10/18/34 *ff* Em Am Em G Em

14/22/38 Em Am Em B Em *Fine*

**(V2)**  
B 3 C B

26 B 3 C B **(V1)** 1 *D.C.*

30

Song No. 035  
Tempo ♩=146

# Sicilienne / Fauré

Melody Voice  
Flute

Allegretto molto moderato

1 *p dolce*

6/14

1. 2.

Detailed description: This is the musical score for the Flute part of 'Sicilienne' by Fauré. It is in 6/8 time and begins with a treble clef and a key signature of one flat (B-flat). The tempo is 'Allegretto molto moderato'. The score consists of two staves. The first staff starts with a first ending bracket over measures 1-5, followed by a second ending bracket over measures 6-14. The second staff continues from measure 14, also featuring first and second endings. Fingerings are indicated by numbers 1-5 above notes. The dynamic marking is *p dolce*.

Song No. 036  
Tempo ♩=78

# Swan Lake

Melody Voice  
Oboe

Moderato

2 *p espress.*

6

10

14

18 *f mp*

*cresc.*

Detailed description: This is the musical score for the Oboe part of 'Swan Lake'. It is in 3/4 time and begins with a treble clef and a key signature of one flat (B-flat). The tempo is 'Moderato'. The score consists of five staves. The first staff starts with a first ending bracket over measures 2-5, followed by a second ending bracket over measures 6-14. The second staff continues from measure 14, also featuring first and second endings. The third staff continues from measure 14, also featuring first and second endings. The fourth staff continues from measure 14, also featuring first and second endings. The fifth staff continues from measure 14, also featuring first and second endings. Fingerings are indicated by numbers 1-5 above notes. The dynamic markings are *p espress.*, *cresc.*, *f*, and *mp*.

# Grand March (Aida)

Maestoso

# Serenade for Strings in C major, op. 48

: Smart Chord

Andante non troppo

Song No. 039  
Tempo ♩=79

# Pizzicato Polka

Melody Voice  
Pizzicato Strings

## Polka

Musical score for Pizzicato Polka, 2/4 time signature. The score consists of six staves of music. The first staff starts at measure 4 with a piano (*p*) dynamic. The second staff ends at measure 8 with a forte (*f*) dynamic. The third staff starts at measure 13. The fourth staff starts at measure 18. The fifth staff starts at measure 23 with a piano (*p*) dynamic. The sixth staff starts at measure 28. Fingerings (1-5) and accents are indicated throughout the score.

Song No. 040  
Tempo ♩=88

# Romance de Amor

Melody Voice  
Nylon Guitar

: Smart Chord

Musical score for Romance de Amor, 3/4 time signature. The score consists of three staves of music. The first staff starts at measure 5 with an Em chord. The second staff starts at measure 10 with Em, Am, and B7 chords. The third staff starts at measure 15 with Em, Am, B7, and Em chords, ending with a *rit.* (ritardando) marking. Fingerings (1-5) are indicated throughout the score.

# Menuett BWV Anh. 114

5/21

*mf*

9/25

1 2 5 1

13/29

2 1

17/33

2 3 1 2 1 1

37/53

2

41/57

1 3 1 4 1



45/61

5 1 2 1 5 5 5 2

3 2 3 2

49/65

1 1 1 1 1 2

5 3 4 1 4 2

# Ave Verum Corpus

Adagio

Musical notation for measures 3-7. The score is in 2/4 time with a key signature of one flat (B-flat). The melody is written in the treble clef and the bass line in the bass clef. Measure 3 starts with a treble clef and a 3-measure rest, followed by notes G4, A4, Bb4. Measure 4 has notes C5, Bb4, A4, G4. Measure 5 has notes F4, E4, D4, C4. Measure 6 has notes B3, A3, G3, F3. Measure 7 has notes E3, D3, C3, B2. Fingerings are indicated: 2, 4, 2, 2, 1, 3, 5.

Musical notation for measures 8-12. Measure 8 has notes B2, A2, G2, F2. Measure 9 has notes E2, D2, C2, B1. Measure 10 has notes A1, G1, F1, E1. Measure 11 has notes D1, C1, B0, A0. Measure 12 has notes G0, F0, E0, D0. Fingerings are indicated: 2, 1, 3, 1, 2.

Musical notation for measures 13-17. Measure 13 has notes C1, B0, A0, G0. Measure 14 has notes F0, E0, D0, C0. Measure 15 has notes B0, A0, G0, F0. Measure 16 has notes E0, D0, C0, B0. Measure 17 has notes A0, G0, F0, E0. Fingerings are indicated: 1, 2, 4.

Strings

Musical notation for measures 18-22. Measure 18 has notes D1, C1, B0, A0. Measure 19 has notes G0, F0, E0, D0. Measure 20 has notes C0, B0, A0, G0. Measure 21 has notes F0, E0, D0, C0. Measure 22 has notes B0, A0, G0, F0. Fingerings are indicated: 1.

Musical notation for measures 23-27. Measure 23 has notes E0, D0, C0, B0. Measure 24 has notes A0, G0, F0, E0. Measure 25 has notes D0, C0, B0, A0. Measure 26 has notes G0, F0, E0, D0. Measure 27 has notes C0, B0, A0, G0. Fingerings are indicated: 5, 2, 3, 1.

Musical notation for measures 28-32. Measure 28 has notes B0, A0, G0, F0. Measure 29 has notes E0, D0, C0, B0. Measure 30 has notes A0, G0, F0, E0. Measure 31 has notes D0, C0, B0, A0. Measure 32 has notes G0, F0, E0, D0. Fingerings are indicated: 2, 3, 4, 1, 2, 3.

33

Musical notation for measures 33-37. The system consists of two staves: a treble clef staff and a bass clef staff. The key signature is one flat (B-flat). Measure 33: Treble staff has a half note G4, quarter note A4, quarter note B4, and quarter note C5. Bass staff has a half note G3, quarter note A3, quarter note B3, and quarter note C4. Measure 34: Treble staff has a half note D5, quarter note E5, quarter note F5, and quarter note G5. Bass staff has a half note D4, quarter note E4, quarter note F4, and quarter note G4. Measure 35: Treble staff has a half note A5, quarter note B5, quarter note C6, and quarter note D6. Bass staff has a half note A3, quarter note B3, quarter note C4, and quarter note D4. Measure 36: Treble staff has a half note E5, quarter note F5, quarter note G5, and quarter note A5. Bass staff has a half note E3, quarter note F3, quarter note G3, and quarter note A3. Measure 37: Treble staff has a half note B5, quarter note C6, quarter note D6, and quarter note E6. Bass staff has a half note B3, quarter note C4, quarter note D4, and quarter note E4. Fingering numbers 2, 1, 1, 5, and 2 are placed below the bass staff notes.

38

Musical notation for measures 38-42. The system consists of two staves: a treble clef staff and a bass clef staff. The key signature is one flat (B-flat). Measure 38: Treble staff has a half note G4, quarter note A4, quarter note B4, and quarter note C5. Bass staff has a half note G3, quarter note A3, quarter note B3, and quarter note C4. Measure 39: Treble staff has a half note D5, quarter note E5, quarter note F5, and quarter note G5. Bass staff has a half note D4, quarter note E4, quarter note F4, and quarter note G4. Measure 40: Treble staff has a half note A5, quarter note B5, quarter note C6, and quarter note D6. Bass staff has a half note A3, quarter note B3, quarter note C4, and quarter note D4. Measure 41: Treble staff has a half note E5, quarter note F5, quarter note G5, and quarter note A5. Bass staff has a half note E3, quarter note F3, quarter note G3, and quarter note A3. Measure 42: Treble staff has a half note B5, quarter note C6, quarter note D6, and quarter note E6. Bass staff has a half note B3, quarter note C4, quarter note D4, and quarter note E4. Fingering numbers 5, 3, 5, 2, 5, 2, 1, and 2 are placed above the treble staff notes, and 1, 2, and 1 are placed below the bass staff notes.



# Ten Little Indians

: Smart Chord

I

II

C

G

C

11

F

G

C

C

18

C

G

C

22

C

F

G

C



# The Cuckoo

: Smart Chord

Musical notation for measures 1-2. Treble clef, 3/4 time signature. Measure 1 has a 4-measure rest. Measure 2 has a C chord above the staff. The melody consists of quarter notes: G4, A4, B4, C5, B4, A4, G4. The bass line consists of quarter notes: G2, A2, B2, C3, B2, A2, G2.

Musical notation for measures 3-4. Treble clef. Measure 3 has a G7 chord above the staff. Measure 4 has a C chord above the staff. The melody consists of quarter notes: D5, E5, F5, G5, F5, E5, D5. The bass line consists of quarter notes: D2, E2, F2, G2, F2, E2, D2.

Musical notation for measures 5-8. Treble clef. Measure 5 has a C chord above the staff. Measure 8 has a G7 chord above the staff. The melody consists of quarter notes: G4, A4, B4, C5, B4, A4, G4. The bass line consists of quarter notes: G2, A2, B2, C3, B2, A2, G2.

Musical notation for measures 9-12. Treble clef. Measure 9 has a C chord above the staff. Measure 11 has a G7 chord above the staff. Measure 12 has a C chord above the staff. The melody consists of quarter notes: D5, E5, F5, G5, F5, E5, D5. The bass line consists of quarter notes: D2, E2, F2, G2, F2, E2, D2.

Musical notation for measures 13-16. Treble clef. Measure 13 has a G7 chord above the staff. Measure 15 has a C chord above the staff. The melody consists of quarter notes: G4, A4, B4, C5, B4, A4, G4. The bass line consists of quarter notes: G2, A2, B2, C3, B2, A2, G2.

Musical notation for measures 17-20. Treble clef. Measure 17 has a C chord above the staff. Measure 18 has a G7 chord above the staff. Measure 19 has a C chord above the staff. Measure 20 has a C chord above the staff. The melody consists of quarter notes: G4, A4, B4, C5, B4, A4, G4. The bass line consists of quarter notes: G2, A2, B2, C3, B2, A2, G2.

34 C G7 C G7

39 C G7

44 C G7 C

49 G7 C

54 C G7 C



# Close Your Hands, Open Your Hands

I II



# O du lieber Augustin

: Smart Chord

I II

7

11

15

19

23



27 G7 C G7 C

31 G7 C

35 G7 C



DUET

# We Wish You a Merry Christmas

1

I

II

7

11

15

19

25

29

Musical notation for measures 29-32. The system consists of two staves. The upper staff contains a melody of quarter notes: G4, A4, B4, C5, B4, A4, G4, F4, E4, D4, C4. The lower staff contains a bass line of quarter notes: C3, D3, E3, F3, G3, A3, B3, C4, D4, E4, F4. Both staves end with a double bar line.

33

Musical notation for measures 33-36. The system consists of two staves. The upper staff contains a melody of quarter notes: G4, A4, B4, C5, B4, A4, G4, F4, E4, D4, C4. The lower staff contains a bass line of quarter notes: C3, D3, E3, F3, G3, A3, B3, C4, D4, E4, F4. Both staves end with a double bar line.

37

Musical notation for measures 37-40. The system consists of two staves. The upper staff contains a melody of quarter notes: G4, A4, B4, C5, B4, A4, G4, F4, E4, D4, C4. The lower staff contains a bass line of quarter notes: C3, D3, E3, F3, G3, A3, B3, C4, D4, E4, F4. Both staves end with a double bar line.

41

Musical notation for measures 41-44. The system consists of two staves. The upper staff contains a melody of quarter notes: G4, A4, B4, C5, B4, A4, G4, F4, E4, D4, C4. The lower staff contains a bass line of quarter notes: C3, D3, E3, F3, G3, A3, B3, C4, D4, E4, F4. Both staves end with a double bar line.



# London Bridge

I 

II 













# Scarborough Fair

I

II

11

16

21

26

31

36

Musical notation for measures 36-40. The system consists of two staves: a treble clef staff and a bass clef staff. The key signature has one sharp (F#). Measure 36 starts with a half note G4 in the treble and a half note G2 in the bass. Measures 37-38 have rests in the treble and single notes in the bass. Measure 39 has a half note G4 in the treble and a half note G2 in the bass. Measure 40 has a half note G4 in the treble and a half note G2 in the bass.

41

Musical notation for measures 41-45. The system consists of two staves: a treble clef staff and a bass clef staff. The key signature has one sharp (F#). Measure 41 has a half note G4 in the treble and a half note G2 in the bass. Measure 42 has a half note G4 in the treble and a half note G2 in the bass. Measure 43 has a half note G4 in the treble and a half note G2 in the bass. Measure 44 has a half note G4 in the treble and a half note G2 in the bass. Measure 45 has a half note G4 in the treble and a half note G2 in the bass.

46

Musical notation for measures 46-50. The system consists of two staves: a treble clef staff and a bass clef staff. The key signature has one sharp (F#). Measure 46 has a half note G4 in the treble and a half note G2 in the bass. Measure 47 has a half note G4 in the treble and a half note G2 in the bass. Measure 48 has a half note G4 in the treble and a half note G2 in the bass. Measure 49 has a half note G4 in the treble and a half note G2 in the bass. Measure 50 has a half note G4 in the treble and a half note G2 in the bass.

51

Musical notation for measures 51-55. The system consists of two staves: a treble clef staff and a bass clef staff. The key signature has one sharp (F#). Measure 51 has a half note G4 in the treble and a half note G2 in the bass. Measure 52 has a half note G4 in the treble and a half note G2 in the bass. Measure 53 has a half note G4 in the treble and a half note G2 in the bass. Measure 54 has a half note G4 in the treble and a half note G2 in the bass. Measure 55 has a half note G4 in the treble and a half note G2 in the bass.

56

Musical notation for measures 56-60. The system consists of two staves: a treble clef staff and a bass clef staff. The key signature has one sharp (F#). Measure 56 has a half note G4 in the treble and a half note G2 in the bass. Measure 57 has a half note G4 in the treble and a half note G2 in the bass. Measure 58 has a half note G4 in the treble and a half note G2 in the bass. Measure 59 has a half note G4 in the treble and a half note G2 in the bass. Measure 60 has a half note G4 in the treble and a half note G2 in the bass.

61

Musical notation for measures 61-65. The system consists of two staves: a treble clef staff and a bass clef staff. The key signature has one sharp (F#). Measure 61 has a half note G4 in the treble and a half note G2 in the bass. Measure 62 has a half note G4 in the treble and a half note G2 in the bass. Measure 63 has a half note G4 in the treble and a half note G2 in the bass. Measure 64 has a half note G4 in the treble and a half note G2 in the bass. Measure 65 has a half note G4 in the treble and a half note G2 in the bass.

66

Musical notation for measures 66-70. The system consists of two staves, treble and bass clef, with a key signature of one sharp (F#). Measure 66 begins with a half note G4 in the treble and a half note G3 in the bass, both with a fermata. Measures 67-70 continue with a rhythmic pattern of quarter notes and rests in both hands.

71

Musical notation for measures 71-75. The system consists of two staves, treble and bass clef, with a key signature of one sharp (F#). Measure 71 starts with a half note G4 in the treble and a half note G3 in the bass, both with a fermata. Measures 72-75 continue with a rhythmic pattern of quarter notes and rests in both hands.

76

Musical notation for measures 76-79. The system consists of two staves, treble and bass clef, with a key signature of one sharp (F#). Measures 76-78 feature a melodic line in the treble and a bass line in the bass, both with a fermata. Measure 79 concludes with a whole note chord in both hands, marked with a '7' (dominant seventh chord), and ends with a double bar line.



# Twinkle Twinkle Little Star

: Smart Chord

I

II

7

11

15

19

23

5

5





# Im Mai

: Smart Chord

I II

5

9

13

17



# O Christmas Tree

: Smart Chord

I

8

12

16

20 *8va*-----

24 *(8va)*-----

28 C (gva)----- G7 C

32 F G7 C Am

36 F#dim G7 C



# Pop Goes the Weasel

: Smart Chord

1 C G7 C

Measures 1-3 of the first system. Measure 1 is a whole rest. Measure 2 has a quarter note G4 and a quarter note B4. Measure 3 has a quarter note C5, a quarter note B4, and a quarter note G4.

7 C G7 C G7 Am

Measures 4-6 of the first system. Measure 4 has a quarter note G4 and a quarter note B4. Measure 5 has a quarter note C5 and a quarter note B4. Measure 6 has a quarter note G4, a quarter note B4, and a quarter note C5.

11 F G7 C Am Em

Measures 7-9 of the first system. Measure 7 has a quarter note F4 and a quarter note A4. Measure 8 has a quarter note G4 and a quarter note B4. Measure 9 has a quarter note C5, a quarter note B4, and a quarter note A4.

15 Am Em Dm

Measures 10-12 of the first system. Measure 10 has a quarter note A4, a quarter note G4, and a quarter note F4. Measure 11 has a quarter note E4 and a quarter note D4. Measure 12 has a quarter note C4, a quarter note B3, and a quarter note A3.

19 F G7 C G7 C

Measures 13-15 of the first system. Measure 13 has a quarter note F4 and a quarter note A4. Measure 14 has a quarter note G4 and a quarter note B4. Measure 15 has a quarter note C5, a quarter note B4, and a quarter note A4.

23 C G7 C G7 Am

Measures 16-18 of the first system. Measure 16 has a quarter note C5, a quarter note B4, and a quarter note A4. Measure 17 has a quarter note G4 and a quarter note B4. Measure 18 has a quarter note C5, a quarter note B4, and a quarter note A4.

27 F G7 C Am Em

Musical notation for measures 27-30. Treble clef, bass clef. Chords: F, G7, C, Am, Em. Includes slurs and accents.

31 Am Em Dm

Musical notation for measures 31-34. Treble clef, bass clef. Chords: Am, Em, Dm. Includes slurs and accents.

35 F G7 C 6 6

Musical notation for measures 35-37. Treble clef, bass clef. Chords: F, G7, C. Includes slurs, accents, and a '6' fingering.



28 G7 C G7 C

32 G7 C G7 C

36 G7 C G7 C



# Row Row Row Your Boat

: Smart Chord

Musical notation for measures 1-6. Measure 1 has a C chord and a 4-measure rest in the bass. Measures 2-6 contain the melody with triplets and eighth notes.

Musical notation for measures 7-13. Measure 7 has a C chord, measure 8 has a G7 chord, and measure 9 has a C chord. Measure 10 has a 4-measure rest in the bass. Measures 11-13 contain the melody with triplets and eighth notes.

Musical notation for measures 14-20. Measure 14 has a C chord, measure 15 has a G7 chord, and measure 16 has a C chord. Measure 17 has a 4-measure rest in the bass. Measures 18-20 contain the melody with triplets and eighth notes.

Musical notation for measures 21-23. Measures 21-23 contain the melody with triplets and eighth notes.

Musical notation for measures 24-26. Measures 24-26 contain the melody with triplets and eighth notes.

Musical notation for measures 27-30. Measure 27 has a C chord. Measure 29 has a 2-measure rest in the bass. Measure 30 has a 2-measure rest in the bass.





# On Top of Old Smoky

: Smart Chord

1-8 C F

11 F C

16 C G7

21 G7 C

26 F C

31 C G7

36 G7 C

41 C F

46 C G7

51 G7 C

56 C F

61 F C

66 G7 C

Musical notation for measures 66-70. Treble clef: G7 chord, quarter notes G4, B4, D5, quarter notes G4, B4, D5, quarter note G4. Bass clef: G2, B2, D3, quarter notes G2, B2, D3, quarter note G2. Chord C is indicated above the final measure.

71 C

*rit.*

Musical notation for measures 71-74. Treble clef: C chord, quarter notes C4, E4, G4, quarter notes C4, E4, G4, quarter note C4. Bass clef: C2, E2, G2, quarter notes C2, E2, G2, quarter note C2. Chord C is indicated above the first measure. The word *rit.* is written above the first measure of the bass line.

# Amazing Grace

Melody Voice

Flute

Style

Swing Waltz

 : Smart Chord



Musical score for 'Amazing Grace' in 3/4 time. The score consists of six staves of music. Chord symbols are placed above the notes. Fingerings are indicated by numbers 1-5. Trills and slurs are used for ornamentation.

Staff 1: Measure 1 starts with a C chord. A trill is shown above the first note. Measure 3 has a 3-finger trill. Measure 4 has a C chord. Measure 5 has a 3-finger trill.

Staff 2: Measure 6 (6/24) has an F chord. Measure 7 has a C chord. Measure 8 has a 1-finger trill.

Staff 3: Measure 10 (10/28) has a G7 chord. Measure 11 has a C chord. Measure 12 has a 5-finger trill.

Staff 4: Measure 14 (14/32) has an F chord. Measure 15 has a C chord. Measure 16 has a 1-finger trill.

Staff 5: Measure 18 (18/36) has a G7 chord. Measure 19 has a C chord. Measure 20 has an F chord. Measure 21 has a C chord. Measure 22 has an F chord.

Staff 6: Measure 22 has a G7 chord. Measure 23 has a C chord. Measure 24 has an F chord. Measure 25 has a C chord. Measure 26 has a 4-finger trill.

Song No. 058  
Tempo ♩=160

# Oh! Susanna

Melody Voice  
Grand Piano  
Style  
Country Pop

 : Smart Chord



Song No. 059  
Tempo ♩=104

# Joy to the World

Melody Voice  
Pipe Organ 1  
Style  
German March

 : Smart Chord



1 C 2 C 5 G7 C 2

5/15 F G7 C 5 3 5 3

9/19 G7 C F C G7 C 4 4

23 F C G7 C

Song No. 060  
Tempo ♩=130

# Little Brown Jug

Melody Voice  
Grand Piano  
Style  
Swing 1

 : Smart Chord



1 C 4 C F6 F#dim7

7/15 G7 C F6 F#dim7 2

11/19 G7 1. C 2. C 3

Song No. 061  
Tempo ♩ = 120

# Yankee Doodle

Melody Voice

Trumpet

Style

Scottish Reel

 : Smart Chord



1 C C G7 C F G (2x G7)

4/8 C F G7 C F C

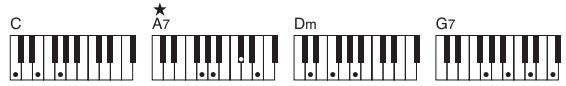
12 F C G7 C F C

16 F C G7 C



# My Darling Clementine

Melody Voice  
Clarinet  
Style  
Country Waltz



Musical score for 'My Darling Clementine' in 3/4 time. The score consists of five staves of music. The first staff starts with a treble clef, a 3/4 time signature, and a key signature of one flat (Bb). The melody begins with a triplet of eighth notes (Bb4, A4, G4) on the first beat, followed by a quarter rest. The second staff continues the melody with a quarter note (F4), a quarter note (E4), and a quarter note (D4). The third staff features a triplet of eighth notes (C4, Bb3, A3) on the first beat, followed by a quarter note (G3), a quarter note (F3), and a quarter note (E3). The fourth staff continues with a quarter note (D3), a quarter note (C3), and a quarter note (Bb2). The fifth staff concludes the piece with a quarter note (A2), a quarter note (G2), and a final triplet of eighth notes (F2, E2, D2) on the first beat, followed by a quarter rest. Chords are indicated above the staff: C, A7, Dm, G7, C, G7, C, A7, Dm, G7, C, G7, C.

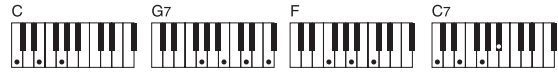


Song No. 063  
Tempo ♩=88

# Auld Lang Syne

Melody Voice  
Grand Piano  
Style  
8Beat Piano Ballad

 : Smart Chord



Chord progression: C G7 F G7 C

5 C G7 C C7 F

9 C G7 F G7 C F

13 C G7 C C7 F

17 C G7 F G7 C





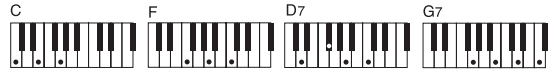
# My Bonnie

Melody Voice

Alto Sax

Style

Croco Twist



Song No. 065  
Tempo ♩=96

# When the Saints Go Marching In

Melody Voice  
Trumpet  
Style  
Country 2/4

 : Smart Chord



1 C G C



5 G7 C C7 F



9 C G7 C



13 G7 C C7 F



17 C G7 C G7



23 C C7 F C G7 C



27 G7

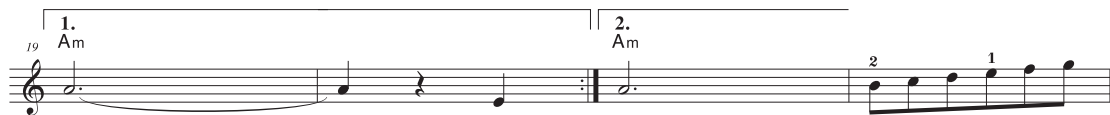


31 C C7 F C G7 C



# The Danube Waves

 : Smart Chord



Song No. 067  
Tempo ♩=164

# Battle Hymn of the Republic

Melody Voice

Trumpet

Style

Combo Boogie

 : Smart Chord



1 C



8 C7 F C




13 E7 Am



18 F G7 C F C



23 C7 F



28 C E7



33 Am F G7 C



# I've Been Working on the Railroad

Melody Voice  
Grand Piano  
Style  
Piano Swing



1  $\text{♩} = \text{♩}^3$   
C  
4  
C  
2  
F

8 C  
D7

12 G7  
3  
C  
F

16 E7  
F  
2  
F#dim  
C

19 G7  
C  
4

# Grandfather's Clock

Melody Voice  
Grand Piano  
Style  
Arpeggio

Chord diagrams for the first system:

- Dm7
- G7
- Em7
- ★ Am7
- Gm
- ★ A7
- C
- Csus4
- F
- Dm
- Gsus4

Melody line with chord progressions and fingerings:

1 C (3) | - | 1 C (2) | Csus4

6 C (4) | F (4) | Dm7 | G7 | C | Csus4

10 C (4) | F (4) | Dm7 | G7 | C (1) | 5 | 3

14 F (1) | G7 (2) | Em7 | Am7 | Dm7 | G7 | C | Gm

18 A7 (4) | Dm | Gsus4 | G7 | C (3)

# Bill Bailey (Won't You Please Come Home)

Chord diagrams for the first system:

- C<sup>dim</sup>7
- Dm7
- G7<sup>(9)</sup>
- C7
- F
- F<sup>dim</sup>
- A7<sup>\*</sup>
- G7<sup>(9)</sup>

Melody line for Harmonica 1:

1  $\text{C}$   $\text{C}$   $\text{G7}^{(9)}$

8  $\text{G7}^{(9)}$

13

18  $\text{C}$   $\text{C}^{\#}\text{dim}7$   $\text{Dm}7$   $\text{G7}^{(b13)}$   $\text{C}$

23  $\text{C}7$   $\text{F}$

28  $\text{F}^{\#}\text{dim}$   $\text{C}$   $\text{A}7$

32  $\text{Dm}7$   $\text{G}7$   $\text{C}$



# Down by the Riverside

Melody Voice

Grand Piano

Style

Dixieland

Am G C7 Fm E B F#7 Dm7 C G7 F



1 C 3 C



7 G7



11 C



15 G7 C



20 F C



24 Am G C



28 C7 F Fm C E



32 Am G C



37 B C F#7



41 G7 B C G

45 C E Am

49 Dm7 G7 C

Song No. 072  
Tempo ♩ = 128

# Camptown Races

Melody Voice  
Accordion  
Style  
Bluegrass

C G7 F Asus4 A G

1 C C G7

5 C G7 C G7

9 C G7 C F C

13 C Asus4 A F G C

# When Irish Eyes Are Smiling

Melody Voice  
Grand Piano  
Style  
English Waltz

1 D7 G E7 Am

5 Dm7 G7 C F C

9 C G7 C G7

13 F C

17 F C A

21 D7 G7

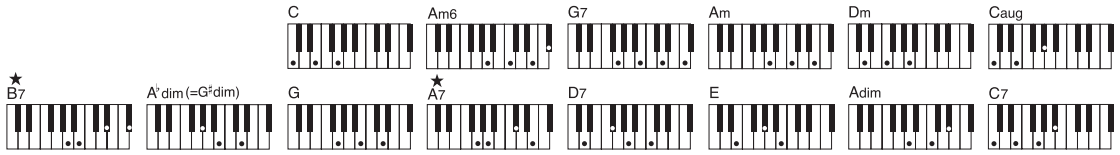
25/41 C G7 C C7

29/45 F C

33/49 F F#dim C A7 D7

38/54 G7

# Ave Maria



1 C C Am6 C G7 Am

8 Dm G7 C 5 Caug Am B7

12 A dim Am Am6 G A7 G D7

16 G G7 C G7

20 Am G E Dm Adim

24 G G7 C Am6 C G7 C C7 C



# American Patrol

Melody Voice

Clarinet

Style

US March



# Valse Des Fleurs (From "The Nutcracker")

Melody Voice
French Horn 1 (V1)
Strings 1 (V2)
Style
Viennese Waltz

1. C (V1) C Fm C

8/24 Fm C

1. 12. G Bb7 Bbdim (V2)

16 Dm Dm7 Dm7b5

20 G7 C7 (V2) Em B7

31 Em B7 Em EmM7 Em7

35 Em B7 Em C

39 G7sus4 G7 G7sus4 G7 C

44

G7sus4 G7

49 C

# Frühlingsstimmen



1 *B<sup>b</sup> gva*-----

6 *B<sup>b</sup>*

12 *F7*

17

22 *B<sup>b</sup>*

27 *B<sup>b</sup>7* *E<sup>b</sup>*

32 *E<sup>dim</sup>7* *B<sup>b</sup>* *E<sup>dim</sup>7* *B<sup>b</sup>* *E<sup>dim</sup>7*

37 *B<sup>b</sup>* *F7* *B<sup>b</sup>* *F*

42 *C7*



47 F C7

52 B<sup>b</sup>

57 C7 F tr.

# Wenn ich ein Vöglein wär

The musical score is presented in three systems, each with a treble and bass clef staff. The first system (measures 6-9) begins with a treble clef, a 3/4 time signature, and a dynamic marking of *mp*. Fingerings are indicated with numbers 1 and 3. The second system (measures 10-13) features a treble clef and includes fingerings 5, 2, 1, 2, and 1. The third system (measures 14-17) also features a treble clef and includes fingerings 4 and 5. The piece concludes with a double bar line at the end of the third system.

# Die Lorelei

Moderato

Musical notation for measures 4-9. The piece is in 3/4 time with a key signature of one flat (B-flat). The tempo is Moderato. The dynamic marking is *mf*. The melody is in the right hand, and the bass line is in the left hand. Fingerings are indicated by numbers 1-5. Measure numbers 4, 5, and 6 are marked at the beginning of their respective measures.

Musical notation for measures 10-14. The melody continues in the right hand, and the bass line continues in the left hand. A finger number '1' is shown above the first measure of this system. Measure numbers 10, 11, 12, 13, and 14 are marked at the beginning of their respective measures.

Musical notation for measures 15-20. The melody continues in the right hand, and the bass line continues in the left hand. Fingerings are indicated by numbers 3, 4, and 2. Measure numbers 15, 16, 17, 18, 19, and 20 are marked at the beginning of their respective measures.

Musical notation for measures 21-25. The melody continues in the right hand, and the bass line continues in the left hand. Fingerings are indicated by numbers 1, 1, 3, 5, 3, and 2. Measure numbers 21, 22, 23, 24, and 25 are marked at the beginning of their respective measures.

Musical notation for measures 26-30. The melody continues in the right hand, and the bass line continues in the left hand. The dynamic marking *mf* is present. Fingerings are indicated by numbers 1, 1, and 3. Measure numbers 26, 27, 28, 29, and 30 are marked at the beginning of their respective measures.

Musical notation for measures 31-35. The melody continues in the right hand, and the bass line continues in the left hand. The tempo marking *rit.* (ritardando) is shown above measure 31, and *a tempo* is shown above measure 33. Fingerings are indicated by numbers 5, 4, and 3. Measure numbers 31, 32, 33, 34, and 35 are marked at the beginning of their respective measures.

# Home Sweet Home

First system of musical notation (measures 1-6). The treble clef staff contains a melody with fingerings 1, 3, 4, and 1. The bass clef staff contains a supporting accompaniment with a triplet of eighth notes in the first measure and a triplet of eighth notes in the fifth measure. The dynamic marking *mp* is present.

Second system of musical notation (measures 7-10). The treble clef staff continues the melody with fingerings 3 and 2. The bass clef staff continues the accompaniment. The dynamic marking *mf* is present.

Third system of musical notation (measures 11-14). The treble clef staff continues the melody with fingerings 5, 3, 5, and 2. The bass clef staff continues the accompaniment with a triplet of eighth notes in the third measure.

Fourth system of musical notation (measures 15-18). The treble clef staff continues the melody with fingerings 5, 3, and 5. The bass clef staff continues the accompaniment with a triplet of eighth notes in the second measure.

Fifth system of musical notation (measures 19-23). The treble clef staff features a triplet of eighth notes in the first measure and a triplet of eighth notes in the fifth measure. The bass clef staff continues the accompaniment with a triplet of eighth notes in the fifth measure. The dynamic marking *mf* is present.

Sixth system of musical notation (measures 24-28). The treble clef staff continues the melody with fingerings 3, 4, 2, and 1. The bass clef staff continues the accompaniment with fingerings 3, 2, 2, 1, 2-1, 2, 3, and 5. The dynamic marking *dim.* is present, and the tempo marking *poco rit.* is also present. The system concludes with a repeat sign and a *p* dynamic marking.

# Scarborough Fair

9 *mp*

14 *mf*

20 *mf*

26 *mp*

35

40 *mf*

46

Musical score for measures 46-51. The system consists of a grand staff with a treble clef and a bass clef. A long slur covers the entire system. Fingerings are indicated by numbers 1-5 above the notes. The bass line has a '5' below the first measure. The key signature has one flat.

52

Musical score for measures 52-57. The system consists of a grand staff with a treble clef and a bass clef. A long slur covers the entire system. Fingerings are indicated by numbers 1-5 above the notes. The bass line has a '5' below the first measure. The dynamic marking *mf* is present in the first measure, and *p* is present in the final measure. The system ends with a double bar line. The key signature has one flat.

# My Old Kentucky Home

Musical notation for measures 4-8. The piece is in G major (one sharp) and 2/4 time. Measure 4 starts with a treble clef and a dynamic marking of *mp*. The melody begins with a triplet of eighth notes (B4, C5, D5) marked with a '3' above them. The bass line consists of a single eighth note G3. Measures 5-8 continue the melody with various note values and rests, including a triplet of eighth notes (E5, F5, G5) in measure 7. The bass line provides harmonic support with chords and single notes.

Musical notation for measures 9-16. Measure 9 is marked with a '9/17' above the staff. The melody continues with a triplet of eighth notes (A5, B5, C6) in measure 9. A first ending bracket labeled '1.' spans measures 10-16. The bass line continues with chords and single notes.

Musical notation for measures 17-23. Measure 17 is marked with a '19' above the staff. A second ending bracket labeled '2.' spans measures 17-23. The melody features a triplet of eighth notes (D5, E5, F5) in measure 17 and a fourth note (G5) in measure 18. A dynamic marking of *mf* appears in measure 19. The bass line continues with chords and single notes.

Musical notation for measures 24-28. Measure 24 is marked with a '24' above the staff. The melody includes a triplet of eighth notes (A5, B5, C6) in measure 24. Performance directions are indicated above the staff: *poco rit.* above measure 25, *a tempo* above measure 26, and *rit.* above measure 27. The bass line continues with chords and single notes.

# Loch Lomond

 : Smart Chord



The musical score is written for piano accompaniment in C major, 2/4 time. It consists of five systems of two staves each (treble and bass clef). The score includes various chords (C, F, Am, Dm, G7) and detailed fingering instructions (numbers 1-5) for both hands. Dynamics include *mp* (mezzo-piano) and *mf* (mezzo-forte). The piece concludes with a *poco rit.* (ritardando) marking.

Chord progression: C, F, C, F, C, F, Am, Dm, C, F, G7, C, C, F, C, Am, F, C, F, Am, C, G7, C, G7, C.

Tempo: ♩=72

Dynamics: *mp*, *mf*, *poco rit.*



# Silent Night

 : Smart Chord

9 **G**  
2  
*p*

13 **D7** **G** **C**  
5 4 3  
5 4 1

18 **C** **G** **C**  
2 4

23 **G** **D** **Em**  
3 3  
*mf*  
4

28 **Em** **G** **D7** **G**  
5 4 5

# Deck the Halls

Con moto

*marcato*

Musical notation for measures 4-8. Measure 4 starts with a treble clef, a key signature of one flat, and a common time signature. The melody begins in measure 5 with a *marcato* marking. The bass line consists of chords. Fingerings are indicated by numbers 1-5. Dynamics include *mf* and *mp*.

Musical notation for measures 9-13. The melody continues with various rhythmic patterns and slurs. The bass line provides harmonic support with chords and single notes. Fingerings and dynamics are clearly marked.

Musical notation for measures 14-17. The melody features a sequence of eighth notes and quarter notes. The bass line includes chords and moving lines. Fingerings and dynamics are indicated.

Musical notation for measures 18-22. The melody has a more active eighth-note pattern. The bass line features chords and a melodic line in the right hand. Fingerings and dynamics are marked.

Musical notation for measures 23-30. The melody continues with eighth-note runs and slurs. The bass line includes chords and moving lines. Fingerings and dynamics are indicated.

Musical notation for measures 31-36. The melody features a sequence of eighth notes and quarter notes. The bass line includes chords and moving lines. Fingerings and dynamics are marked.

# O Christmas Tree

Musical notation for measures 4-8. The piece is in 3/4 time with a key signature of one sharp (F#). The melody in the treble clef starts on a whole note G4, followed by quarter notes A4, B4, and C5. The bass line consists of whole notes: G2, B1, and D2. Fingerings are indicated: 1 for the first measure, 2 for the second, 4 for the third, and 2 for the fourth.

Musical notation for measures 9-12. The melody continues with quarter notes D5, E5, and F#5. The bass line has whole notes: E2, G2, and B1. Fingerings are indicated: 1 for the first measure, 5 for the second, 4 for the third, and 1 for the fourth.

Musical notation for measures 13-16. The melody features quarter notes G5, F#5, E5, and D5. The bass line has whole notes: C2, B1, and G2. Fingerings are indicated: 3 for the first measure, 4 for the second, 3 for the third, and 1 for the fourth.

Musical notation for measures 17-20. The melody consists of quarter notes C5, B4, A4, and G4. The bass line has whole notes: F#2, E2, and D2. Fingerings are indicated: 1 for the first measure, 2 for the second, 3 for the third, and 2 for the fourth.

# Sonata Pathétique 2nd Adagio Cantabile

## Adagio cantabile

5 *p*

9

13

17

# Ave Maria / J. S. Bach - Gounod

The musical score is presented in a grand staff format, with a treble clef on the upper staff and a bass clef on the lower staff. The key signature is one sharp (F#), and the time signature is common time (C). The score is divided into measures, with measure numbers 5, 11, 16, 21, 26, 31, and 36 indicated at the beginning of their respective systems. The piece begins with a piano (*p*) dynamic. The melody is characterized by flowing lines and grace notes. Fingerings are indicated by numbers 1-5 above or below notes. The score includes various musical markings such as *mp* (mezzo-piano), *cresc.* (crescendo), and *poco rit.* (poco ritardando). The piece concludes with a final chord in the bass clef.

# Jesus bleibt meine Freude

 : Smart Chord

Religioso

The musical score is written for piano in G major, 3/4 time, and consists of six systems of music. Each system includes a treble and bass staff with chord symbols and fingering. The first system (measures 5-8) is marked *mp* and features chords G, C, G, Am, and D7. The second system (measures 9-12) features chords G, C, G, C, D7, and G. The third system (measures 13-16) is marked *mf* and features chords G, Bm, C, and D7. The fourth system (measures 17-20) features chords D7, G, Bm, Em, Am, and D7. The fifth system (measures 21-24) is marked *mp* and features chords G, C, G, Am, and D7. The sixth system (measures 25-28) features chords G, C, G, C, D7, and G, with a *rit.* marking over the final measure.

# Prelude op. 28-15 "Raindrop"

Sostenuto

Measures 5-8 of the 'Raindrop' prelude. The piece is in C major, 4/4 time, and marked 'Sostenuto'. The right hand features a melodic line with a trill in measure 8, while the left hand plays a steady eighth-note accompaniment. Fingerings are indicated with numbers 1-5. A piano (*p*) dynamic is marked in measure 5.

Measures 9-13 of the 'Raindrop' prelude. The right hand continues the melodic line with a trill in measure 13. The left hand maintains the eighth-note accompaniment. A piano (*p*) dynamic is marked in measure 12.

Measures 14-18 of the 'Raindrop' prelude. The right hand features a more active melodic line with eighth-note patterns. The left hand continues the eighth-note accompaniment.

Measures 19-23 of the 'Raindrop' prelude. The right hand continues with eighth-note patterns, and the left hand provides accompaniment with chords and eighth notes.

Measures 24-27 of the 'Raindrop' prelude. The right hand features a trill in measure 27. The left hand continues the eighth-note accompaniment. A piano (*p*) dynamic is marked in measure 24.

Measures 28-31 of the 'Raindrop' prelude. The right hand features a trill in measure 31. The left hand continues the eighth-note accompaniment. A *poco rit.* (slightly ritardando) marking is present above measure 29.

# Nocturne op. 9-2

**Andante**

The score is written for piano and grand piano. It consists of six systems of music, each with a treble and bass clef staff. The key signature is two flats (B-flat and E-flat), and the time signature is 3/4. The tempo is marked 'Andante'. The dynamics range from *p dolce* to *espress.*. The score includes various musical notations such as slurs, ties, and fingerings (e.g., 2, 5, 3, 1, 4, 2, 1-4, 2, 3, 4, 3, 3, 1, 3, 4, 2, 1, 2, 5, 2, 3, 2, 4, 1, 4, 2). The piece concludes with a fermata over the final notes.





# Etude op. 10-3 "Chanson de l'adieu"

Lento, ma non troppo

Musical notation for measures 4-8. The piece is in 3/4 time with a key signature of one flat (B-flat). The tempo is 'Lento, ma non troppo'. The first system shows measures 4-8. The right hand (treble clef) has a melody with slurs and fingerings (1, 3, 4, 3, 5, 4, 3, 2, 1, 2, 3). The left hand (bass clef) has a bass line with slurs and fingerings (3, 1, 5, 5, 3, 3, 5, 3). A 'p' dynamic marking is present. The word 'simile' is written below the bass line in measure 6.

Musical notation for measures 9-13. The right hand continues the melody with slurs and fingerings (4, 2, 3, 2, 1, 3, 2, 1, 5, 1). The left hand continues the bass line with slurs and fingerings (5, 3, 5, 3, 4, 5, 4, 5, 3, 5). A '5 riten.' marking is above measure 11, and 'a tempo' is above measure 12.

Musical notation for measures 14-18. The right hand has a melody with slurs and fingerings (4, 3, 4, 3, 4, 3). The left hand has a bass line with slurs and fingerings (5, 3, 3, 5, 3, 5, 3, 5, 3). A 'cresc.' marking is above measure 18.

Musical notation for measures 19-23. The right hand has a melody with slurs and fingerings (4, 2, 1, 3, 5, 1, 4, 5, 1). The left hand has a bass line with slurs and fingerings (5, 3, 1, 3, 5, 1, 3, 3, 5, 4, 5, 4, 5). A 'riten.' marking is above measure 19, 'ten.' is above measure 21, and 'ff' is written below measure 21. A 'dim.' marking is above measure 23.

Musical notation for measures 24-28. The right hand has a melody with slurs and fingerings (4, 3, 2, 1, 4, 4, 5, 5, 2). The left hand has a bass line with slurs and fingerings (4, 3, 4, 3, 4, 5, 5, 5, 2, 5). A 'pp' dynamic marking is below measure 24. 'rall.' and 'smorz.' markings are above measures 25 and 26 respectively.



# Arabesque

Allegro scherzando

1. *p* *p leggiero* *cresc.*

1. 1. 1. 1.

1/5 1/5 1/5 1/5

6/14 1. 2. *sf*

1. 2.

1/5 1/5 1/5 1/2

19/35 *f*

5. 2. 5. 2.

3 5 3 5

24/40 *dim. e poco rall.* *in tempo* *p*

3. 2. 1. 3. 2. 5. 1. 1.

5 3 1 3 2 1

29/45 *cresc.* *p dolce* *ten.*

1. 1. 3. 2. 3. 2.

1. 1.

50 2. *cresc.* *risoluto*

1. 1. 1. 5.

1. 1.

# La Chevaleresque

## Allegro marziale

1/9

*p*

5/13

*cresc.*

17/25

*f* *p* *f* *p*

21/29

*cresc.*

33/41

*p delicato* 8va

37/45

*cresc.*



# Für Elise

Poco moto

-1/8

pp

4 4 1 1 5 1

5 5 1 2

5 5 5

This system contains the first four measures of the piece. The right hand starts with a treble clef, a key signature of one sharp (F#), and a 3/8 time signature. It begins with a quarter note chord (F#4, A4, C5) followed by eighth notes (F#4, A4, C5, B4, A4, G4, F#4, E4). The left hand starts with a bass clef and rests for the first two measures, then plays eighth notes (F#2, A2, C3, B2, A2, G2, F#2, E2) from measure 3. Fingerings are indicated by numbers 1-5. A dynamic marking of *pp* is present.

5/13

4 4 1 1 2

1. 2.

This system contains measures 5-8. The right hand continues with eighth notes (F#4, A4, C5, B4, A4, G4, F#4, E4). The left hand continues with eighth notes (F#2, A2, C3, B2, A2, G2, F#2, E2). Measure 8 has two first endings: the first ending leads back to measure 5, and the second ending leads to measure 9. Fingerings and first/second ending markings are present.

17/31

5 5 5 5 5 5 3 2

This system contains measures 9-16. The right hand plays eighth notes (F#4, A4, C5, B4, A4, G4, F#4, E4) with a triplet of eighth notes (F#4, A4, C5) in measure 15. The left hand continues with eighth notes (F#2, A2, C3, B2, A2, G2, F#2, E2). Fingerings and triplet markings are present.

22/36

3 4 4 4 4

This system contains measures 17-21. The right hand plays eighth notes (F#4, A4, C5, B4, A4, G4, F#4, E4) with a triplet of eighth notes (F#4, A4, C5) in measure 17 and a quarter note chord (F#4, A4, C5) in measure 21. The left hand continues with eighth notes (F#2, A2, C3, B2, A2, G2, F#2, E2). Fingerings and triplet markings are present.

28/42

1 1 5 4-1 4

1 2

This system contains measures 22-27. The right hand plays eighth notes (F#4, A4, C5, B4, A4, G4, F#4, E4) with a first ending in measure 24 and a quarter note chord (F#4, A4, C5) in measure 27. The left hand continues with eighth notes (F#2, A2, C3, B2, A2, G2, F#2, E2). Fingerings and first ending markings are present.

46

2 4 3 3 4-1

This system contains measures 28-31. The right hand plays eighth notes (F#4, A4, C5, B4, A4, G4, F#4, E4) with a quarter note chord (F#4, A4, C5) in measure 28 and a quarter note chord (F#4, A4, C5) in measure 31. The left hand continues with eighth notes (F#2, A2, C3, B2, A2, G2, F#2, E2). Fingerings and first ending markings are present.

51

55

59

64

70

76



# Turkish March

## Alla turca Allegretto

-1/8 *p*

5/13

18/34

23/39

28/44 *f* *p*

48/56 *f*

52/60

Musical score for measures 52-60. The piece is in 3/4 time with a key signature of three sharps (F#, C#, G#). The right hand features a melody of eighth notes, while the left hand provides a steady accompaniment of eighth notes.

64/72

Musical score for measures 64-72. The right hand contains a series of triplets and a four-note group, with a dynamic marking of *p* (piano). The left hand consists of a simple accompaniment of eighth notes.

68/76

Musical score for measures 68-76. The right hand features more complex triplet and sixteenth-note patterns. The left hand continues with an eighth-note accompaniment.

80/96

Musical score for measures 80-96. The right hand has a melodic line with slurs and a dynamic marking of *f* (forte). The left hand accompaniment remains consistent with eighth notes.

85/101

Musical score for measures 85-101. The right hand includes slurs and a dynamic marking of *p* (piano). The left hand features a more active accompaniment with some sixteenth-note patterns.

90/106

Musical score for measures 90-106. The right hand contains intricate sixteenth-note passages with various fingerings. The left hand accompaniment is composed of eighth notes.

95/111

1 4 2

*f*

1. 2.

116/124

Coda

129

134

139

144

149

Musical score for measures 149-153. The piece is in G major (one sharp) and 3/4 time. The right hand features a melodic line with eighth-note patterns and some chords, while the left hand provides a steady bass line of eighth notes.

154

Musical score for measures 154-158. The piece is in G major (one sharp) and 3/4 time. The right hand has a more active melodic line with eighth-note patterns and some chords, while the left hand provides a steady bass line of eighth notes.

# 24 Preludes op. 28-7

Andantino

The musical score is written for Grand Piano in 3/4 time, marked Andantino. It consists of four systems of two staves each (treble and bass clef). The key signature has three sharps (F#, C#, G#). The first system (measures 1-4) begins with a *p* dynamic and a *dolce* marking. Fingerings are indicated: 1 for the first measure, 4 for the second, 4/2 for the third, and 3 for the fourth. The second system (measures 5-8) has fingerings 3, 2, and 2. The third system (measures 9-12) has fingerings 4, 4/2, 2, and 2. The fourth system (measures 13-16) has fingerings 3, 5, 2, 4, 3, 1, and 5. The score includes various musical notations such as slurs, ties, and dynamic markings. Below the bass staff, there are performance instructions: *ped.* (pedal) and asterisks (\*) indicating specific pedal points.

# Annie Laurie

Andantino

Measures 1-3 of the piano score. The right hand features a melodic line with fingerings 4, 1, 3, 2, 1, 5, 3, 1, 5, 3. The left hand provides harmonic support with fingerings 2, 3, 4, 3, 2, 4, 5, 1, 5, 2, 4.

Measures 4-7 of the piano score. The right hand continues the melody with fingerings 4, 1, 5, 4, 3, 1, 1, 5, 3, 5, 1, 3, 5. The left hand accompaniment includes fingerings 4, 2, 5, 1, 5, 5, 5.

Measures 8-11 of the piano score. Measure 8 includes a triplet in the right hand with fingering 2. The right hand melody has fingerings 5, 1, 2, 5, 1, 2. The left hand accompaniment has fingerings 5, 2, 5, 4, 1, 2. The tempo marking *poco rit.* is present.

Measures 12-15 of the piano score. Measure 12 includes a triplet in the right hand with fingering 5. The right hand melody has fingerings 5, 5, 2, 1, 1, 5, 2. The left hand accompaniment has fingerings 4, 4, 5, 1, 3, 2, 4, 5. The tempo marking *a tempo* is present.

Measures 16-19 of the piano score. The right hand melody has fingerings 5, 2, 1, 5, 3, 5. The left hand accompaniment has fingerings 5, 2, 5, 1, 3, 5, 2, 4. The first ending bracket is labeled '1.'.

Measures 20-23 of the piano score. Measure 20 includes a triplet in the right hand with fingering 1, 5. The right hand melody has fingerings 5, 1, 3, 2, 5, 1, 2. The left hand accompaniment has fingerings 5, 1, 3, 2, 5, 1, 2. The tempo marking *poco rit.* is present at the start, *a tempo* in the middle, and *rit.* at the end. The second ending bracket is labeled '2.'.

# Jeanie with the Light Brown Hair

**Moderato**

The musical score is written for piano and includes the following details:

- Tempo:** Moderato
- Key Signature:** B-flat major (two flats)
- Time Signature:** 2/4
- Measure Numbers:** 1, 4, 8, 12, 16
- Dynamic Markings:** *p* (piano), *mp* (mezzo-piano), *mf* (mezzo-forte), *poco rit.* (slightly ritardando), *a tempo* (return to tempo), *meno mosso* (less motion), *rit.* (ritardando), *p* (piano)
- Performance Instructions:** Fingerings (1-5), slurs, and accents are provided throughout the score.

# SPECIAL APPENDIX

## Rhythm Tutor

Eine Markierung bewegt sich über dem oberen Rand der Anzeige. Drücken Sie die Tastatur, wenn das äußerste rechte Ende erreicht ist.

Wenn Sie zum richtigen Zeitpunkt spielen, werden die Buchstaben „PAS“ angezeigt. Solange Ihr Timing stimmt, wird jede Taste, die Sie spielen, richtig sein.

Wenn der Song endet, wird der Punktestand angezeigt. Kommen Sie in den Rhythmus, und geben Sie Ihr Bestes, um eine perfekte Punktzahl von 100 zu erreichen!

\* Um mit derselben Stimme zu spielen, die in den Performance-Daten verwendet wird, wählen Sie Stimme Nummer „000“ (Song OTS Mode).

Song No.	Titel
101	Rhythm Tutor 01
102	Rhythm Tutor 02
103	Rhythm Tutor 03
104	Rhythm Tutor 04
105	Rhythm Tutor 05
106	Rhythm Tutor 06
107	Rhythm Tutor 07
108	Rhythm Tutor 08
109	Rhythm Tutor 09
110	Rhythm Tutor 10

## Chord Study

Song No.	Titel	Seite
111	Chord Study 01	113
112	Chord Study 02	114
113	Chord Study 03	114
114	Chord Study 04	115
115	Chord Study 05	116
116	Chord Study 06	117
117	Chord Study 07	117
118	Chord Study 08	118
119	Chord Study 09	119
120	Chord Study 10	120
121	Chord Study 11	121
122	Chord Study 12	121



# Chord Study 12 Songs – eine Einführung in Akkorde

## ● Was sind Akkorde?

Ein Akkord ist eine Gruppe von Noten bzw. Tönen, gewöhnlich drei oder mehr, die beim gleichzeitigen Spielen eine Harmonie erzeugen. Wenn Sie sich mit dem Gebrauch von Akkorden vertraut machen, können Sie auf Instrumenten mit Begleitautomatik (Style-Funktion) ein größeres Repertoire an Songs spielen.



## ● Probieren wir einige Akkorde aus

Anstelle einer theoretischen Erläuterung der Akkorde und ihrer Verwendung vermittelt ein tatsächliches Hören verschiedener Akkorde ein besseres Verständnis. Die Akkordstudien 01 bis 07 zeigen Ihnen, wie einige der häufiger verwendeten Akkordtypen gegriffen werden, wobei Sie auch hören können, wie die Akkorde klingen. Die Akkordstudien 08 bis 12 zeigen Ihnen, wie Sie einige grundlegende Akkordprogressionen spielen. Je öfter Sie die Progressionen durchspielen, um so gewandter wird Ihr Spiel. Üben Sie daher wiederholt.



## ● Wie war Ihr Spiel?

Wir hoffen, dass Ihnen die Akkorde und Akkordprogressionen gefallen haben. Ergreifen Sie die Gelegenheit, verschiedene Akkorde zu spielen und auch zu hören.

Song No. 111  
Tempo ♩ = 80

## Chord Study 01

Melody Voice  
Grand Piano

Greifen Sie den C-Akkord. Spielen Sie ihn passend zum Rhythmus.

The musical score for Chord Study 01 is presented in three systems, each with a grand staff (treble and bass clefs).  
System 1 (measures 1-5):  
- Measure 1: Treble clef has a whole rest; bass clef has a whole rest.  
- Measure 2: Treble clef has a whole note C4 (middle C); bass clef has a whole note G2 (two ledger lines below).  
- Measure 3: Treble clef has a whole note E4; bass clef has a whole note C3 (one ledger line below).  
- Measure 4: Treble clef has a whole note G4; bass clef has a whole note E2 (two ledger lines below).  
- Measure 5: Treble clef has a whole note C5; bass clef has a whole note G1 (three ledger lines below).  
System 2 (measures 6-8):  
- Measure 6: Treble clef has a quarter note C4, quarter note E4, quarter note G4, quarter note C5; bass clef has a whole note C3.  
- Measure 7: Treble clef has a quarter note E4, quarter note G4, quarter note C5, quarter note G4; bass clef has a whole note G2.  
- Measure 8: Treble clef has a quarter note G4, quarter note C5, quarter note G4, quarter note E4; bass clef has a whole note E2.  
System 3 (measures 9-11):  
- Measure 9: Treble clef has a quarter note C4, quarter note E4, quarter note G4, quarter note C5; bass clef has a whole note C3.  
- Measure 10: Treble clef has a quarter note E4, quarter note G4, quarter note C5, quarter note G4; bass clef has a whole note G2.  
- Measure 11: Treble clef has a quarter note G4, quarter note C5, quarter note G4, quarter note E4; bass clef has a whole note E2.  
Fingering numbers (1-5) are indicated above or below the notes in measures 2, 3, 4, 6, 7, 8, 9, 10, and 11.

## Chord Study 02

Greifen Sie den Dm-Akkord. Starkes Betonen jeder einzelnen Note vermittelt ein Hardrock-Gefühl.

1 Dm

1 3 5

6

5 3/5 1/3 5

## Chord Study 03

Greifen Sie den Em-Akkord. Spielen Sie ihn im Rhythmus dieses entspannten Bossa Nova.

1 Em

2 1 3 5

6

5 3/5 1/2/3

10

1/2/3 5 1/2/3

# Chord Study 04

Greifen Sie den F-Akkord und spielen Sie ihn im Rhythmus der Beckenklänge, die in der Mitte des Stücks einsetzen.

The musical score is divided into three systems, each with a treble and bass clef staff. The first system (measures 1-3) shows a piano introduction with a 2-measure rest in both staves, followed by a single F chord in measure 3. Fingerings are indicated: 1 for the bass note (F), 3 for the middle note (A), and 5-3-1 for the treble notes (C4, E4, F4). The second system (measures 4-6) features a rhythmic pattern of eighth notes in the bass line and chords in the treble line. Fingerings 5, 3/5, and 1/3/5 are shown. The third system (measures 7-10) continues the pattern, with a 3-measure rest in both staves at the end.

# Chord Study 05

Greifen Sie den G-Akkord. Etwas kürzer gespielte Noten in der letzten Hälfte des Stücks vermitteln einen marschähnlichen Eindruck.

The musical score is written for piano in G major (one sharp) and 2/4 time. It consists of three systems of staves.

- System 1 (Measures 1-5):** The right hand starts with a triplet of eighth notes (G4, A4, B4) in measure 1. In measure 2, a G4 chord is indicated above the staff. The left hand plays a triplet of eighth notes (G3, A3, B3) in measure 1. In measure 2, a G3 chord is indicated below the staff. Measures 3-5 show sustained chords in both hands.
- System 2 (Measures 8-10):** The right hand plays a rhythmic pattern of eighth notes with chords: G4 (quarter), A4 (quarter), B4 (quarter), G4 (quarter), A4 (quarter), B4 (quarter), G4 (quarter), A4 (quarter), B4 (quarter), G4 (quarter), A4 (quarter), B4 (quarter). The left hand plays a bass line: G3 (quarter), A3 (quarter), B3 (quarter), G3 (quarter), A3 (quarter), B3 (quarter), G3 (quarter), A3 (quarter), B3 (quarter), G3 (quarter), A3 (quarter), B3 (quarter).
- System 3 (Measures 11):** The right hand plays a final chord (G4, B4, D5) with a fermata. The left hand plays a final chord (G3, B3, D4) with a fermata.

## Chord Study 06

Greifen Sie den Am-Akkord. Dieser Dreiertakt-Rhythmus erzeugt ein angenehmes Walzergefühl.

Musical score for Chord Study 06, measures 1-12. The score is in 3/4 time and features a waltz-like feel. The key signature is one flat (B-flat major). The first system (measures 1-4) shows a treble clef with a whole note chord and a bass clef with a whole note chord. The second system (measures 5-7) shows a treble clef with a quarter note melody and a bass clef with a quarter note chord. The third system (measures 8-10) shows a treble clef with a quarter note melody and a bass clef with a quarter note chord. The fourth system (measures 11-12) shows a treble clef with a quarter note melody and a bass clef with a quarter note chord. Fingerings are indicated by numbers 1-5. Chord symbols 'Am' and '5' are present above the notes.

## Chord Study 07

Greifen Sie den Bm-Akkord. Folgen Sie dem Schlagzeugrhythmus und spielen Sie die Noten im passenden Timing dazu.

Musical score for Chord Study 07, measures 1-5. The score is in 4/4 time and features a drum-like rhythm. The key signature is two sharps (D major). The first system (measures 1-4) shows a treble clef with a whole note chord and a bass clef with a whole note chord. The second system (measures 5) shows a treble clef with a quarter note chord and a bass clef with a quarter note chord. Fingerings are indicated by numbers 1-5. Chord symbols 'Bm' and '5' are present above the notes.

# Chord Study 08

Diese Übung basiert auf Dur-Akkorden und soll Ihnen helfen, sich mit dem Spielen von Akkordprogressionen anzufreunden.

The musical score is divided into three systems, each with a treble and bass clef staff. The first system (measures 1-5) shows a C major chord in the bass clef and a melody in the treble clef. The second system (measures 6-9) shows a D major chord in the bass clef and a melody in the treble clef. The third system (measures 10-13) shows an E major chord in the bass clef and a melody in the treble clef. Fingerings are indicated by numbers 1-5. Chord symbols C, D, and E are placed above the respective measures.

# Chord Study 09

Diese Übung basiert auf Moll-Akkorden und soll Ihnen helfen, sich mit dem Spielen von Akkordprogressionen anzufreunden.

The musical score is divided into three systems, each with a grand staff (treble and bass clefs). The key signature is one sharp (F#) and the time signature is common time (C).

- System 1 (Measures 1-5):** The bass line starts with a whole note chord (measure 1) and a fermata (measure 2). The treble line has a whole note chord (measure 1) and a fermata (measure 2). Chords are: Em (measures 1-2), Dm (measures 3-4), Em (measure 5), and Dm (measure 6).
- System 2 (Measures 7-9):** The bass line has a whole note chord (measure 7), a whole note chord (measure 8), and a whole note chord (measure 9). The treble line has a quarter note melody (measure 7), a quarter note melody (measure 8), and a quarter note melody (measure 9). Chords are: Em (measures 7-9), Dm (measures 8-9), and Em (measure 9).
- System 3 (Measures 10-12):** The bass line has a whole note chord (measure 10), a whole note chord (measure 11), and a whole note chord (measure 12). The treble line has a quarter note melody (measure 10), a quarter note melody (measure 11), and a quarter note melody (measure 12). Chords are: Dm (measures 10-11) and Em (measures 11-12).

# Chord Study 10

Dieser Song ist in G-Moll gehalten. Versuchen Sie, die Akkordprogression in diesem Tango-Rhythmus zu spielen.

The musical score consists of five systems, each with a grand staff (treble and bass clef) and a 2/4 time signature. The key signature is G minor (two flats). The rhythm is a tango rhythm, characterized by a half note followed by a quarter note.

- System 1 (Measures 1-5):** Treble clef has a whole note chord Gm (fingerings 5, 3, 3, 1) in measure 2 and a whole note chord F (fingerings 5, 3, 1) in measure 4. Bass clef has a half note G in measure 1 and a half note F in measure 2.
- System 2 (Measures 7-10):** Treble clef has a whole note chord Eb (fingerings 5, 3, 3, 1) in measure 7 and a whole note chord D (fingerings 5, 3, 3, 1) in measure 9. Bass clef has a half note G in measure 7 and a half note F in measure 9.
- System 3 (Measures 11-13):** Treble clef has a half note chord Gm (fingerings 5, 3, 3, 1) in measure 11 and a half note chord F (fingerings 5, 3, 1) in measure 13. Bass clef has a half note G in measure 11 and a half note F in measure 13.
- System 4 (Measures 14-16):** Treble clef has a half note chord Eb (fingerings 5, 3, 3, 1) in measure 14 and a half note chord D (fingerings 5, 3, 3, 1) in measure 16. Bass clef has a half note G in measure 14 and a half note F in measure 16.
- System 5 (Measures 17-19):** Treble clef has a half note chord D (fingerings 5, 3, 3, 1) in measure 17 and a half note chord Gm (fingerings 5, 3, 3, 1) in measure 19. Bass clef has a half note G in measure 17 and a half note F in measure 19.





















# Chord Study 11

Dieser Song ist in A-Dur gehalten. Üben Sie diese gewöhnlichen Akkordprogression mit ihrem lieblichen Walzer-Feel ein.



# Chord Study 12

Dieser Song ist in G-Moll gehalten. Spielen Sie zu seinem netten Jazz-Feel dazu.



Yamaha Global Site  
<https://www.yamaha.com/>

Yamaha Downloads  
<https://download.yamaha.com/>



\* Die Rechte am Arrangement aller Musiknoten  
in diesem Dokument sind Eigentum  
der Yamaha Corporation.